PLUMBING FIXTURE SCHEDULE

ITEM	DESCRIPTION	FIXTURE	SERVICES H.W.	SERVICES C.W.	SERVICES SAN.	SERVICES VENT	MTG. HGT.	TRIM REQUIREMENTS SUPPLY	TRIM REQUIREMENTS STOPS	TRIM REQUIREMENTS WASTE	TRIM REQUIREMENTS TRAP	TRIM REQUIREMENTS CARRIERS	TRIM REQUIREMENTS ACCESSORIES	NOTES
W1	WATER CLOSET/ VIT. CHINA/ FLOOR SET/ MANUAL FLUSH VALVE/ 1.6 GPF/ ELONGATED BOWL/ 16 1/2" RIM HEIGHT/ 1,000 MG MaP SCORE/ OPEN FRONT SEAT / ACCESSIBLE	AM. STANDARD # 3043.001	--	1"	4"	2"	--	SLOAN # SLOAN 111-1.6	UNIT	UNIT	INTEGRAL	--	SEAT BEMIS # 1950SS	
L1	LAVATORY/ SOLID SURFACE/ INTEGRAL WITH COUNTERTOP/ SINGLE LEVER CAST BRASS FAUCET/ 0.5 GPM/ ACCESSIBLE	BOWL BY OTHERS	1/2"	1/2"	1 1/4"	1 1/2"	--	ZURN # Z81000-28M	MCGUIRE # LFBV2165	WITH TRAP	MCGUIRE # PW2150WC		POWERS # LFE480	
L2	LAVATORY/ VIT, CHINA/ WALL HUNG/ 4" CENTER/ SINGLE LEVER CAST BRASS FAUCET/ 0.5 GPM/ ACCESSIBLE	AM. STANDARD # 0355.041	1/2"	1/2"	1 1/4"	1 1/2"	34" TO RIM	ZURN # Z81000-28M	MCGUIRE # LFBV2165	WITH TRAP	MCGUIRE # PW2150WC	J.R.SMITH # 0710	POWERS # LFE480	
L3	LAVATORY/ VIT, CHINA/ WALL HUNG/ 8" CENTER/GOOSENECK & WRISTBLADE CAST BRASS FAUCET/ 2 GPM/ LAMINAR FLOW CONTROL IN BASE OF SPOUT/ ACCESSIBLE	AM. STANDARD # 0355.012	1/2"	1/2"	1 1/4"	1 1/2"	34" TO RIM	ZURN # Z831B4-FC	MCGUIRE # LFBV2165	WITH TRAP	MCGUIRE # PW2150WC	J.R.SMITH # 0710	POWERS # LFE480	
S1	SINK/ ST.ST./ DROP-IN/ SINGLE BOWL/ SINGLE LEVER FAUCET WITH SPRAY/ ACCESSIBLE	ELKAY # LRAD221965	1/2"	1/2"	1 1/2"	1 1/2"	--	3 ZURN # Z82300-XL-HS-4M	MCGUIRE # LFBV2165	MCGUIRE # 151A	MCGUIRE # 8912	--	--	
S2	SINK/ ST. ST. DROP-IN/ SINGLE BOWL/ 8" GOOSENECK & WRISTBLADE FAUCET/ ACCESSIBLE	ELKAY # LRAD172065	1/2"	1/2"	1 1/2"	1 1/2"	--	ZURN # Z831C4-XL -FC	MCGUIRE # LFBV2165	MCGUIRE # 151A	MCGUIRE # 8912	--	--	
S3	SINK ST. ST. DROP-IN/ DOUBLE BOWL/ SINGLE LEVER FAUCET WITH HIGH ARC SPRAY	ELKAY # LR3319	1/2"	1/2"	1 1/2"	1 1/2"	-	3 ZURN # Z82300-XL-HS-4M	MCGUIRE # LFBV2165	MCGUIRE # 151A	MCGUIRE # 8912 & # 111	--	--	
S4	SINK/ BOWL, FAUCET, AND WASTE FURNSIHED WITH CASEWORK INSTALL ITEMS FURNISHED "LOOSE" / FLAT GRID STRAINER/ PROVIDE STRAINERS, STOPS, & TRAPS	BOWL BY OTHERS	1/2"	1/2"	1 1/2"	1 1/2"	--	FAUCET BY OTHERS	MCGUIRE # LFBV2165	MCGUIRE # 152	MCGUIRE # 8912	--	--	
S5	SINK/ BOWL, FAUCET, AND WASTE FURNSIHED WITH CASEWORK INSTALLL ITEMS FURNISHED "LOOSE" / BASKET STRAINER/ DISHWASHER CONNECTION ON TAILPIECE/ PROVIDE STRAINERS, STOPS, & TRAPS	ELKAY # LR1716	1/2"	1/2"	1 1/2"	1 1/2"	--	FAUCET BY OTHERS	MCGUIRE # LFBV2165 2 SETS REQ'D.	MCGUIRE # 151ALT & DEARBORN # 813B-3	MCGUIRE # 8912	--	--	2.
S6	SINK/ ST. ST. DROP-IN/ SINGLE BOWL/ SINGLE LEVER FAUCET WITH HIGH ARC SPRAY	ELKAY # LRAD172065	1/2"	1/2"	1 1/2"	1 1/2"	--	3 AM. STANDARD # 4803350.002	MCGUIRE # LFBV2165	MCGUIRE # 151A	MCGUIRE # 8912	--	--	
S7	SINK/ ST. ST. DROP-IN/ SINGLE BOWL/ 5" GOOSENECK & WRISTBLADE FAUCET/	FURNISHED BY OWNER	1/2"	1/2"	1 1/2"	1 1/2"	--	ZURN # Z812B4-XL -FC	MCGUIRE # LFBV2165	MCGUIRE # 149	MCGUIRE # 8912	--	--	3.
F1	DRINKING FOUNTAIN/ WALL MOUNTED/ BI-LEVEL WITH BOTTLE FILLER/ FILTERED/ REFRIGERATED/ ACCESSIBLE	ELKAY # LZSTL8WSLK	-	1/2"	1 1/4"	1 1/2"	32 7/8" TO LOW BUBBLER	UNIT	BALL VALVE	UNIT	CAST BRASS	J.R.SMITH # 830 3		
U1	URINAL/ VIT. CHINA/ WALL HUNG/ MANUAL FLUSH VALVE/ 1.0 GPF/ WASHOUT/ ACCESSIBLE	AM. STANDARD # 6590.001	-	3/4"	2"		24" TO LIP	SLOAN # SLOAN 186-1.0	UNIT	UNIT	INTEGRAL	J.R.SMITH # 614 3		
M1	MOP SINK/ FLOOR SET/ 24" SQ. 10" DEEP/ MOLDED STONE/ ST. ST. CAPS/ ST.ST. WALL PANELS/ WALL MOUNTED ROUGH CHROME FAUCET WITH INTEGRAL CHECK STOPS	FIAT # MSB2424	1/2"	1/2"	3"	1 1/2"	36" FAUCET	ZURN # Z843M1-RC-CS	UNIT	UNIT	SAME AS SANITARY PIPING		FIAT # E-88-AA (2 REQ'D), # MSG2424 (2 REQ'D.)	
WB1	REFRIGERATOR ICE MAKER CONNECTION BOX	OATEY # 39145	-	1/2"	--	--	36"	UNIT	BALL VALVE ABOVE CEILING	--	--	--	--	
HB1	HOSE BIBB/ WALL MOUNTED/ ENCASED/ NON-FREEZE/ ANTI-SIPHON/ AUTOMATIC DRAINING/ 1/2 TURN CERAMIC DISC/ WALL CLAMP	ZURN # Z1320XL-EZ-WC		3/4"	-	-	APPROX. 22"							1.

EQUALS
AMERICAN STANDARD CHINA - KOHLER, ZURN, SLOAN
AMERICAN STANDARD FAUCETS - KOHLER, ZURN, CHICAGO
SLOAN FLUSH VALVES - ZURN, DELANEY
ELKAY SINKS - JUST, ADVANCED TABCO
MCGUIRE - WATTS, BRASS CRAFT
MCGUIRE "PROWRAP" - TRUEBRO "LAV GUARD", PLUMBEREX "PROEXTREME"
OATEY SUPPLY BOXES - IPS, GUY GRAY, SIOUX CHIEF

NOTES:
1. COORDINATE EXACT MOUNT HEIGHT WITH MASONARY COURSING.
2. REFER TO DENTAL EQUIPMENT DRAWINGS FOR ADDITIONAL WORK REQUIRED.
3. OWNER TO FURNSH SINK BOWL. MAY REQUIRE REMOVAL OF EXISTING TRIM. NEW FAUCET AND DRAIN ARE TO BE PROVIDED
ON EACH.

DRAIN SCHEDULE

TAG	DESCRIPTION	MANUFACTURER MODEL NUMBER	OUTLET SIZE	FEATURES ANCHOR FLANGE	FEATURES FLASHING CLAMP	FEATURES UNDERDECK CLAMP	FEATURES DBL/ DRAINAGE	FEATURES SEDIMENT BUCKET	STRAINER/GRATE TOP/STRAINER SIZE	STRAINER/GRATE FLAT	STRAINER/GRATE DOME	STRAINER/GRATE OPEN (NO GRATE)	STRAINER/GRATE HALF OPEN	STRAINER/GRATE ADJUSTABLE	STRAINER/GRATE FUNNEL	NOTES
FD1	FLOOR DRAIN/ CAST IRON BODY/ NICKEL BRONZE SQUARE TOP/ ADJUSTABLE	ZURN # ZN415-S7	3"	●			●		7" SQ.	●				●	●	1.
FD2	FLOOR DRAIN/ CAST IRON BODY AND TOP/ MEDIUM DUTY/ LOOSE GRATE	ZURN # Z550	3"	●					9" DIA	●						
FD3	FLOOR DRAIN/ PVC BODY/APPROX 6" DEEP/ HALF TOP PVC FLAT/ FLAT GRATE/ FLAT STRAINER IN BOTTOM/ MEDIUM DUTY	SIOUX CHIEF # 8614P26	4"	●					11" SQ.	●			●			
FD4	FLOOR DRAIN/ CAST IRON BODY / APPROX. 6" DEEP/ LOOSE GRATE/IN BOTTOM	ZURN # Z566	3"	●					12" SQ.	●					●	
FD5	FLOOR DRAIN/ CAST IRON BODY/ NICKEL BRONZE ROUND TOP/ ADJUSTABLE	ZURN # ZN415-B7	3"	●			●		7" DIA	●				●	●	1.
FD6	FLOOR DRAIN/ PVC BODY/APPROX 6" DEEP/ HALF TOP PVC FLAT/ FLAT GRATE/ FLAT STRAINER IN BOTTOM/..	SIOUX CHIEF # 8613P26	3"	●					12" SQ.	●			●			
FCO	FLOOR CLEAN OUT/ NICKEL-BRONZE TOP/ CAST IRON BODY/ ABS PLUG	ZURN # ZN-1400-K	SAME AS PIPE		●				6 1/8" (2" -3") 7 1/4" (4")	●				●		
WCO	WALL CLEANOUT/ ST. ST. WALL PLATE WITH CENTER SCREW/ BRONZE PLUG	ZURN # ZS 1468	SAME AS PIPE						5" DIA . (2"-3") 7" DIA (4")							

NOTES
1. PROVIDE ASSE 1072 TRAP MAINTENANCE DEVICE ON DRAIN.

GENERAL NOTES - PLUMBING

A. ALL WORK SHALL BE IN ACCORDANCE WITH THE 2017 VERSION OF THE OHIO BUILDING AND PLUMBING CODES, INCLUDING REFERENCED CODES AND STANDARDS.

B. OBTAIN A PLUMBING PERMIT AND SECURE INSPECTION AND APPROVAL OF THE CODE OFFICIAL.

C. REMOVE ALL ABANDONED PIPING & SUPPORTS.

D. SHUT DOWN OF DOMESTIC WATER SYSTEM SHALL BE SCHEDULED WITH THE OWNER.

E. COORDINATE EACH ROUGH-IN INSTALLATION REQUIREMENTS AND LOCATIONS WITH OTHER TRADES, ACTUAL EQUIPMENT OR CABINETRY PROVIDED AND FIELD CONDITIONS BEFORE PERFORMING WORK.

F. SEE ARCHITECTURAL DRAWINGS FOR EXISTING BUILDING (AREA "A", "B", AND "C") PHASING PLAN, EXISTING BUILDING OCCUPANCY, AND CONTRACTOR WORK HOURS INFORMATION.

G. REFER TO ARCHITECTURAL CODE PLANS FOR LOCATIONS OF FIRE WALLS AND FIRE BARRIERS.
IN FIRE WALLS AND FIRE BARRIERS SEAL ALL PENETRATIONS WITH AN APPROVED FIRE STOPPING PRODUCT, SEE SPECIFICATIONS.

H. REFER TO DIAGRAMS, DETAILS, AND SCHEDULES FOR PIPING AND PIPE SIZES NOT SHOWN ON PLAN OR ON DIAGRAMS.

I. ALL PIPING IS ABOVE THE CEILING (AT THE CEILING IN EXPOSED STRUCTURE AREAS) UNLESS OTHERWISE INDICATED ON PLAN.

J. ALL EQUIPMENT AND MATERIAL REQUIRED FOR COMPLETE AND FUNCTIONAL PLUMBING SYSTEMS ARE INCLUDED IN THE CONTRACT .THE WORK SCOPE IN THE PROJECT MANUAL DEFINES THE FINAL CONTRACTUAL RESPONSIBILITY TO PROVIDE SUPPORTING EQUIPMENT, MATERIALS, FINISHING, UTILITY COST, ETC (EXAMPLES: CONCRETE PADS, PAINTING, TEMPORARY ELECTRIC/GAS COSTS) FOR PRECEDENCE OVER OTHER SPECIFICATION SECTIONS OR DRAWING REQUIREMENTS.

PLUMBING INDEX OF DRAWINGS

SHEET	DRAWING TITLE
P0.1	LEGENDS AND SCHEDULES
P0.2	MATERIAL SCHEDULES
P0.3	MATERIAL SCHEDULES & GENERAL DETAILS
P1.1	DEMOLITION FLOOR PLAN AREA A
P1.2	DEMOLITION FLOOR PLAN AREA B
P2.1	UNDERFLOOR PIPING PLAN AREA A and B
P2.2	UNDERFLOOR PIPING PLAN AREA L1
P2.3	UNDERFLOOR PIPING PLAN AREA L2
P2.4	UNDERFLOOR PIPING PLAN AREA L3
P3.1	NEW WORK FIRST FLOOR PLAN AREA A
P3.2	NEW WORK FIRST FLOOR PLAN AREA B
P3.3	NEW WORK FIRST FLOOR PLAN AREA L1
P3.4	NEW WORK FIRST FLOOR PLAN AREA L2
P3.5	NEW WORK FIRST FLOOR PLAN AREA L3
P3.6	NEW WORK SECOND FLOOR PLAN AREA L1
P3.7	NEW WORK SECOND FLOOR PLAN AREA L2
P4.1	DENTAL SERVICES FIRST FLOOR AREA A
P5.1	DETAILS
P6.1	SOIL WASTE AND VENT
P6.2	SOIL WASTE AND VENT ADDITION
P6.3	SOIL WASTE AND VENT ADDITION

GENERAL LEGEND

EC	ELECTRICAL CONTRACTOR.
FC	FIRE PROTECTION CONTRACTOR.
GC	GENERAL CONTRACTOR.
HC	HVAC CONTRACTOR.
PC	PLUMBING CONTRACTOR.
TC	TEMPERATURE CONTROLS CONTRACTOR.
NIC	NOT IN CONTRACT.
AFF	ABOVE FINISHED FLOOR - TO BOTTOM OF ITEM UNLESS INDICATED OTHERWISE IN DRAWING.
(E)	EXISTING.
ES	EQUIPMENT SUPPLIER.
3	NOTE SYMBOL - APPLIES ONLY TO SHEET ON WHICH IS SHOWN.
2	DETAIL NOTE SYMBOL - APPLIES ONLY TO DETAIL ON WHICH IS SHOWN.
H-1	EQUIPMENT REFERENCE SYMBOL. ELECTRICAL CONNECTION REQUIRED.
H-1	EQUIPMENT REFERENCE SYMBOL. NO ELECTRICAL CONNECTION REQUIRED.
A H1	SECTION SYMBOL SECTION "A" DESIGNATION, SHOWN ON SHEET H1.
	CONNECTION, NEW TO EXISTING.
FD1	UP TO SYMBOL UP TO "FD1", SHOWN ON FLOOR ABOVE.
	ITEM TO BE REMOVED.
	EXISTING TO REMAIN.
	NEW ITEM.

PLUMBING LEGEND

	SANITARY DRAIN
	VENT
	COLD WATER
	HOT WATER
	HOT WATER RETURN
G	NATURAL GAS
C.O.	CLEAN OUT
	SHUT-OFF VALVE, SEE SCHEDULE FOR TYPE
	CHECK VALVE
	BALANCING VALVE
	VALVE ON RISER
	UNION, SCREWED
R	REGULATOR
P	PRESSURE GAUGE
T	TEMPERATURE GAUGE
	CONNECTION, BOTTOM
	CONNECTION, TOP
	DIRECTION OF FLOW
	CAP
V.R.	VENT RISER
V.T.R.	VENT THRU ROOF
S.S.	SOIL STACK
V.S.	VENT STACK

NAUMAN & ZELINSKI LLC.
204 S. Ludlow Street Suite 400 Dayton, Ohio 45402
Phone: (937) 223-3821 – Fax: (937) 223-3849
PROJECT # 23007

App Architecture
creative focused design
615 Woodside Drive, Englewood, Ohio 45322
T 937.836.8898 F 937.832.3696
www.app-arch.com

STATE OF OHIO
JEFFREY D. ZELINSKI
63822
REGISTERED PROFESSIONAL ENGINEER

JEFFERY D. ZELINSKI, LICENSE #63822
EXPIRATION DATE 12/21/2023

FACILITY RENOVATION
FAMILY HEALTH SERVICES OF DARKE COUNTY
5735 MEEKER ROAD, GREENVILLE, OH 45331

ISSUE

NO.	DATE	DESCRIPTION
	07/19/23	ISSUE FOR PERMIT & CONSTRUCTION
3	080/9/23	ADDENDUM 3

DATE	07/19/2023
JOB NO.	3853.03
DRAWN	D.E.G.
CHECKED	J.D.Z.

COPYRIGHT © 2023 - App Architecture, Inc.

TITLE
LEGENDS AND SCHEDULES

SHEET NO.
P0.1

8/10/2023 8:06:24 AM

CONSTRUCTION NOTES

1. VENT TO RISE UP AT A 45 DEGREE ANGLE TO BESIDE WATER HEATER CONCRETE PAD ON FIRST FLOOR. SEE DIAGRAM.
2. 1 1/2" UP FOR FUTURE SINK. 3

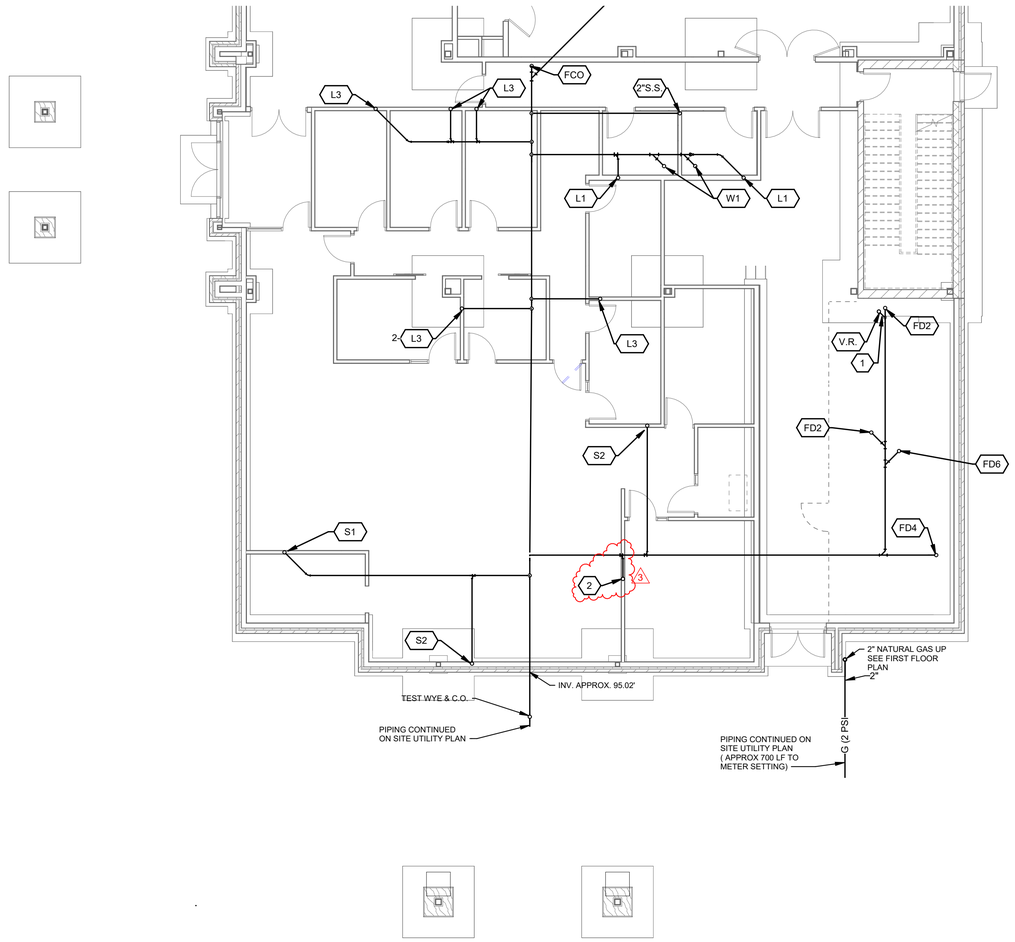

UNDERFLOOR PIPING PLAN - AREA L3

SCALE: 1/8" = 1'-0"

N

KEY PLAN

0 4 8 16 24 32 40

SCALE: 1/8"=1'-0"

NAUMAN & ZELINSKI LLC.
204 S. Ludlow Street Suite 400 Dayton, Ohio 45402
Phone: (937) 223-3821 – Fax: (937) 223-3849
PROJECT # 23007

App Architecture
creative focused design
615 Woodside Drive, Englewood, Ohio 45322
T 937.836.8898 F 937.832.3696
www.app-arch.com

STATE OF OHIO
JEFFERY D. ZELINSKI
63822
REGISTERED PROFESSIONAL ENGINEER

JEFFERY D. ZELINSKI, LICENSE #63822
EXPIRATION DATE 12/21/2023

FACILITY RENOVATION
FAMILY HEALTH SERVICES OF DARKE COUNTY
5735 MEEKER ROAD, GREENVILLE, OH 45331

ISSUE

NO.	DATE	DESCRIPTION
	07/19/23	ISSUE FOR PERMIT & CONSTRUCTION
3	080/9/23	ADDENDUM 3

DATE	07/19/2023
JOB NO.	3853.03
DRAWN	D.E.G.
CHECKED	J.D.Z.

COPYRIGHT © 2023 - App Architecture, Inc.

TITLE
UNDERFLOOR PIPING PLAN AREA L3

SHEET NO.
P2.4

8/10/2023 8:06:27 AM

NEW WORK FLOOR PLAN - AREA A

SCALE: 1/8" = 1'-0"

ATTIC/ LOFT PLAN

SCALE: 1/4" = 1'-0"

CONSTRUCTION NOTES

1. MECHANICAL LOFT ABOVE SEE PLAN THIS SHEET.
2. NEW WATER HEATER WH-1 SEE DETAIL THIS SHEET.
3. 2" HUB DRAIN WITH 3"x 2" REDUCER AT OUTLET SET WITH TOP OF REDUCER 2" ABOVE LOFT FLOOR. SEAL AROUND OPENING.
4. 2" WASTE DOWN, 1 1/2" VENT UP.
5. 1 1/2" VENT FROM BELOW 2" VENT UP TO 3" VENT THRU ROOF.
6. 1 1/4" COLD WATER AND 1 1/4" HOT WATER NEAR LOFT FLOOR. SEE FIRST FLOOR PLAN FOR CONTINUATION.
7. 1 1/4" COLD WATER AND 1 1/4" HOT WATER INTO LOFT. SEE ENLARGED ATTIC/LOFT FLOOR PLAN THIS SHEET FOR CONTINUATION.
8. REFER TO DENTAL EQUIPMENT SUPPLIER FOR ADDITIONAL WORK REQUIRED.
9. 3/4" HOT WATER RETURN NEAR LOFT FLOOR. SEE FIRST FLOOR PLAN FOR CONTINUATION.
10. 3/4" HOT WATE RETURN INTO MECHANICAL LOFT. SEE ENLARGED ATTIC/LOFT FLOOR PLAN THIS SHEET FOR CONTINUATION.
11. DROP 3/4" COLD AND HOT WATER TO BELOW FLOOR TO SERVE ISLAND SINKS. SEE UNDERFLOOR PLAN FOR CONTINUATION. TRANSITION TO PEX PIPING NEAR FLOOR.
12. 3/4" COLD WATER AND 3/4" HOT WATER UP FROM BELOW FLOOR SLAB TO SERVE ISLAND SINK. DROP 3/4" COLD WATER AND 3/4" HOT WATER BACK INTO FLOOR TO SERVE NEXT ISLAND SINK. SEE UNDERFLOOR PIPING PLAN FOR CONTINUATION.
13. PROVIDE WATER HAMMER ARRESTOR AT TOP OF DROP.

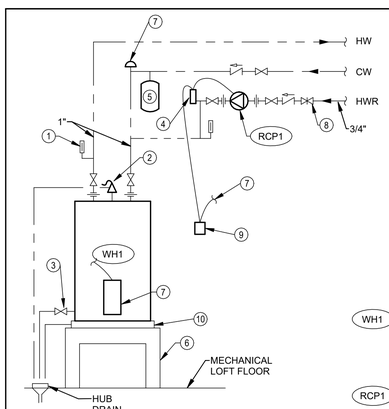

1 **DOMESTIC WATER HEATER - WH1**
N.T.S.

1. THERMOMETER (TYPICAL)
2. T&P SAFETY RELIEF VALVE. PIPE DISCHARGE TO FLOOR DRAIN W/ 2" MIN. AIR GAP.
3. DRAIN VALVE. PIPE DISCHARGE TO EXISTING FLOOR DRAIN W/ 2" MIN. AIR GAP.
4. IMMERSION STAT TO CONTROL RECIRC. PUMP.
5. EXPANSION TANK. AMTROL # ST-5C OR EQUAL.
6. WATER HEATER STAND. HOLDRITE # 40-S-24-A OR APPROVED EQUAL.
7. ELECTRICAL POWER CONNECTION BY E.C.
8. BALANCING VALVE. BALANCE AT 1 GPM.
9. 7 DAY PROGRAMMABLE TIME CLOCK.
10. WATER HEATER DRAIN PAN. PIPE DISCHARGE TO EXISTING FLOOR DRAIN.

EQUIPMENT NOTES

WH1 WATER HEATER #1, ELECTRIC.
STORAGE - 40 GALLONS NOM.
CAPACITY - 18 GPH @ 90°F RISE
ELEMENTS - (2)- 4 KW, WIRED FOR NON-SIMULTANEOUS USE.
ELECTRICAL - 208 V/ 1PH
BASIS OF DESIGN - A.O.SMITH # DEN40 OR APPROVED EQUAL.

RCP1 HOT WATER RECIRC. PUMP #1
CAPACITY - 1 GPM @ 7 FT. HD
ELECTRICAL - 120V/1PH, 0.39 AMPS
BASIS OF DESIGN - BELL & GOSSETT NBF-8S/LW OR APPROVED EQUAL.

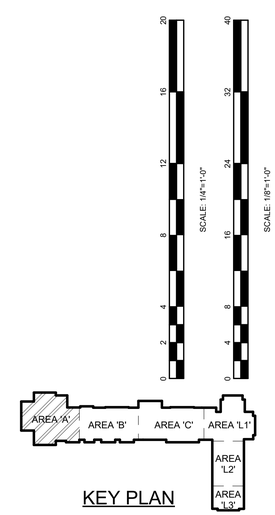

KEY PLAN

NAUMAN & ZELINSKI LLC.
204 S. Ludlow Street Suite 400 Dayton, Ohio 45402
Phone: (937) 223-3821 – Fax: (937) 223-3849
PROJECT # 23007

App Architecture
creative focused design
615 Woodside Drive, Englewood, Ohio 45322
T 937.836.8898 F 937.832.3696
www.app-arch.com

STATE OF OHIO
JEFFREY D. ZELINSKI
63822
REGISTERED
PROFESSIONAL ENGINEER

JEFFERY D. ZELINSKI, LICENSE #63822
EXPIRATION DATE 12/21/2023

FACILITY RENOVATION
FAMILY HEALTH SERVICES OF DARKE COUNTY
5735 MEEKER ROAD, GREENVILLE, OH 45331

ISSUE

NO.	DATE	DESCRIPTION
	07/19/23	ISSUE FOR PERMIT & CONSTRUCTION
3	080/9/23	ADDENDUM 3

DATE	07/19/2023
JOB NO.	3853.03
DRAWN	D.E.G.
CHECKED	J.D.Z.

COPYRIGHT © 2023 - App Architecture, Inc.

TITLE
NEW WORK FIRST FLOOR PLAN AREA A

SHEET NO.
P3.1

8/10/2023 8:06:42 AM

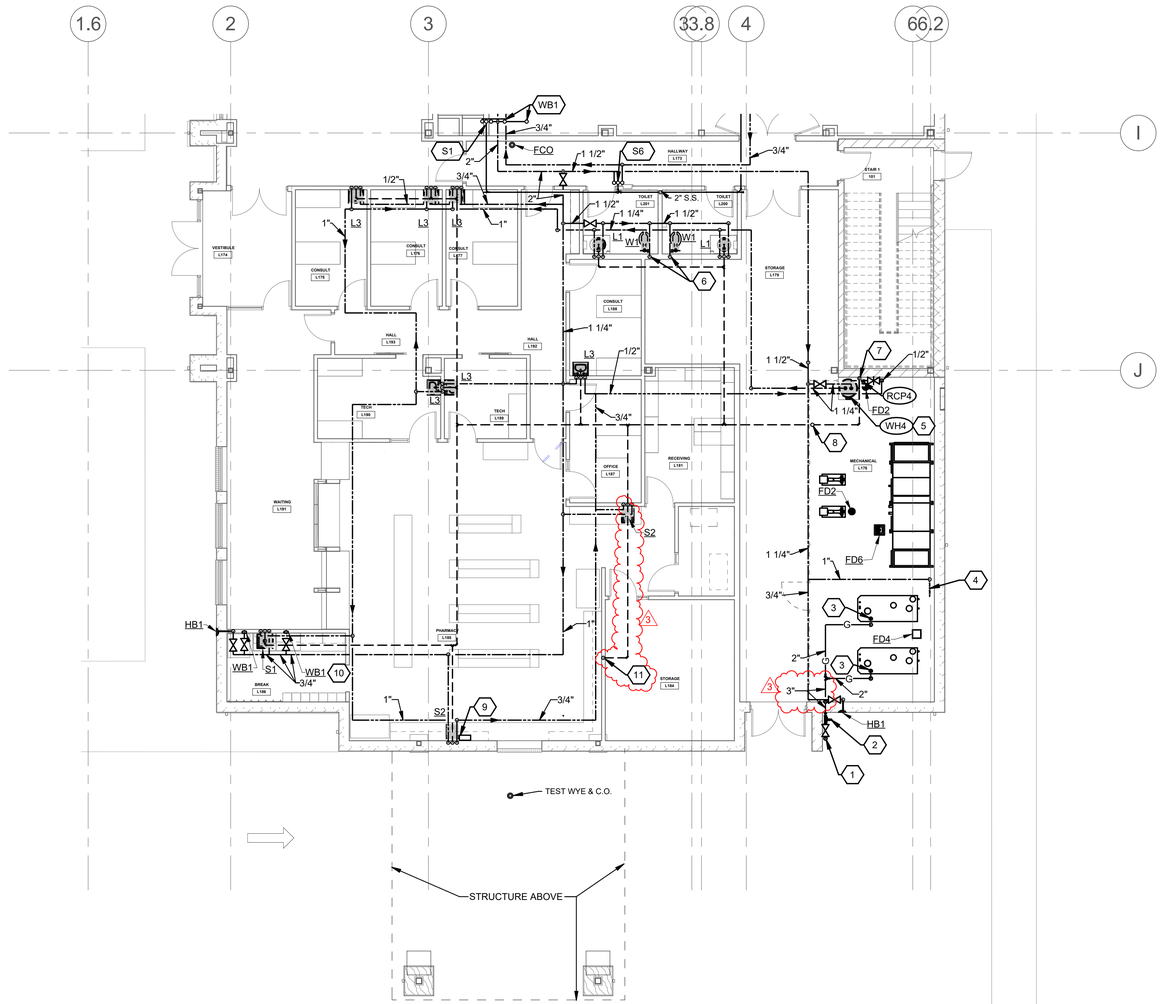

FIRST FLOOR PLAN - AREA L3

SCALE: 1/8" = 1'-0"

CONSTRUCTION NOTES

1. 2" NATURAL GAS (AT 2 PSI) FROM BELOW. PROVIDE ANODELESS RISER.
2. NATURAL GAS REGULATOR. INLET - 2 PSI, OUTLET 14" W.C., CAPACITY - 6, 000 CFH. PROVIDE VALVE PRIOR TO REGULATOR AND PRESSURE GAGE ON INLET AND OUTLET. PAINT ALL EXPOSED PIPING.
3. DROP 2" DOWN AND CONNECT TO BOILER (BY H.C.). PROVIDE FULL SIZE SHUT-OFF VALVE, DIRT LEG AND UNION. SEE GAS CONNECTION DETAIL SHEET P5.1
4. 1" REDUCED PRESSURE BACKFLOW PREVENTER FOR HVAC MAKE-UP WATER. MOUNT APPROX. 48" A.F.F. PIPE DISCHARGE TO FLOOR DRAIN. PIPING CONTINUED AT OUTLET BY H.C.
5. WATER HEATER SEE DETAIL SHEET P5.1.
6. PROVIDE WATER HAMMER ARRESTOR AT TOP OF DROP.
7. OFFSET VENT NEAR TOP OF FLOOR (BESIDE WATER HEATER PAD) AND DROP INTO FLOOR. SEE DIAGRAM.
8. 2" VENT UP 3" VENT THRU ROOF.
9. INSTALL OWNER FURNISHED "FLAVORX-AUTO FILLMASTER" DEVICE, ASSOCIATED UNDERCOUNTER WATER TREATMENT SYSTEM, AND AIRGAP FAUCET. CONNECT TO SINK ROUGH-IN. INSTALL WATER TREATMENT IN SINK BASE CABINET AND TUBING FROM WATER TREATMENT TO "FLAVORX-AUTO FILLMASTER" DEVICE MOUNTED ON THE WALL ABOVE THE SINK AND TO AIR GAP FAUCET MOUNTED ON SINK AND WASTE TUBING FROM AIRGAP FAUCET TO SINK DRAIN PER MANUFACTURER'S RECOMMENDATIONS.
10. MOUNT WALL BOX ABOVE COUNTERTOP BACKSPLASH (APPROX 3'-8 TO BOTTOM). CONNECT TO COUNTERTOP COFFEE MAKER.
11. CAP 1 1/2" AT WALL FOR FUTURE SINK ROUGH-IN. 3

FLOOR PENETRATION NOTE

PER OBC SECTION 714.5.2, ALL PENETRATIONS THROUGH NON-FIRE RESISTANCE RATED FLOOR ASSEMBLIES SHALL BE FIRE SEALED.

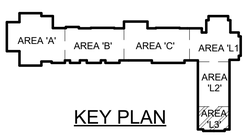

KEY PLAN

0 4 8 16 24 32 40

SCALE: 1/8"=1'-0"

NAUMAN & ZELINSKI LLC.
204 S. Ludlow Street Suite 400 Dayton, Ohio 45402
Phone: (937) 223-3821 – Fax: (937) 223-3849
PROJECT # 23007

App Architecture
creative focused design
615 Woodside Drive, Englewood, Ohio 45322
T 937.836.8898 F 937.832.3696
www.app-arch.com

STATE OF OHIO
JEFFREY D. ZELINSKI
63822
REGISTERED
PROFESSIONAL ENGINEER

JEFFERY D. ZELINSKI, LICENSE #63822
EXPIRATION DATE 12/21/2023

FACILITY RENOVATION
FAMILY HEALTH SERVICES OF DARKE COUNTY
5735 MEEKER ROAD, GREENVILLE, OH 45331

ISSUE

NO.	DATE	DESCRIPTION
	07/19/23	ISSUE FOR PERMIT & CONSTRUCTION
2	08/04/23	ADDENDUM 2
3	080/9/23	ADDENDUM 3

DATE	07/19/2023
JOB NO.	3853.03
DRAWN	D.E.G.
CHECKED	J.D.Z.

COPYRIGHT © 2023 - App Architecture, Inc.

TITLE
NEW WORK FIRST FLOOR PLAN AREA L3

SHEET NO.
P3.5

8/10/2023 8:06:45 AM

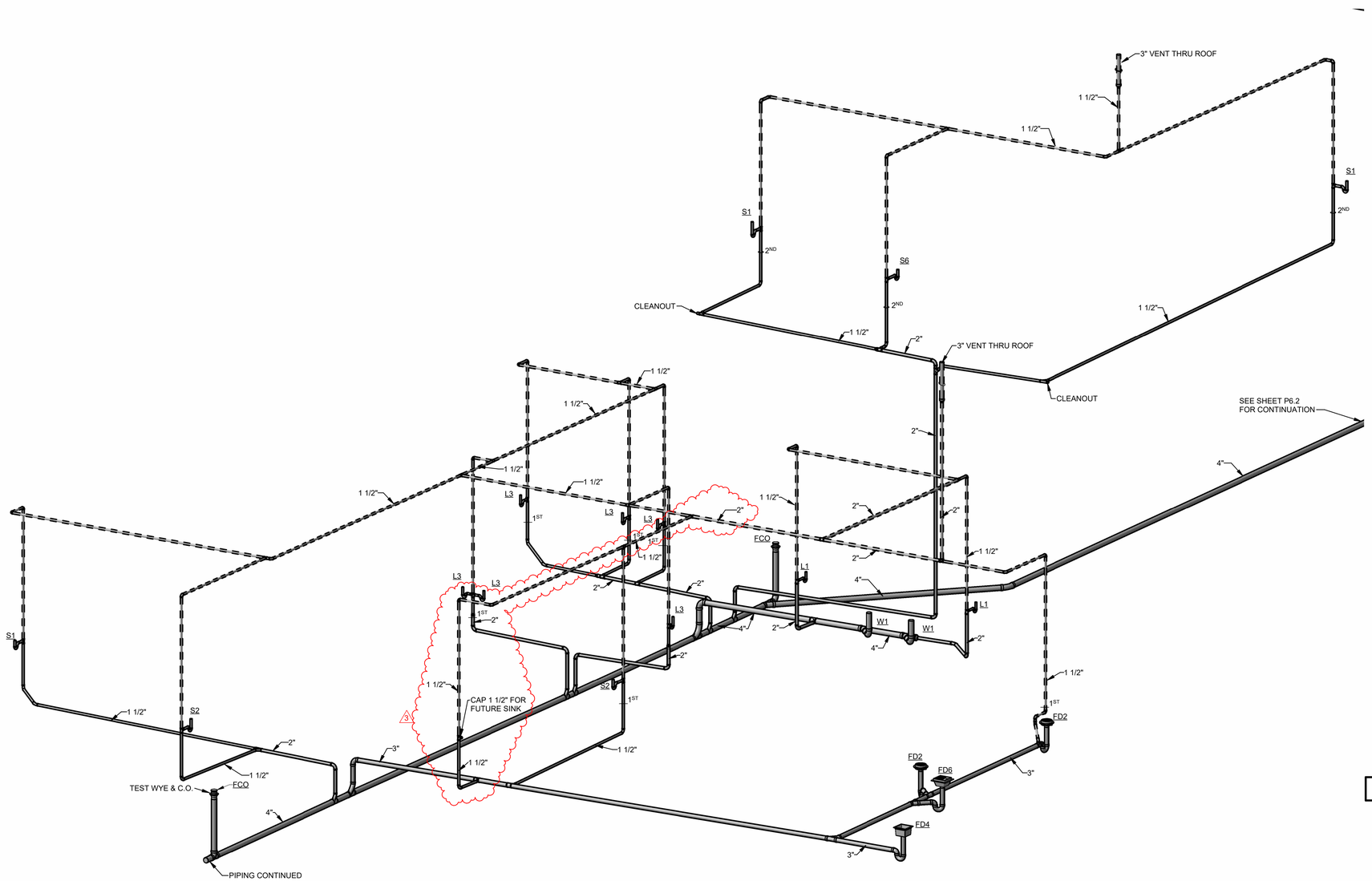

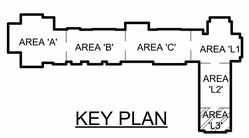

KEY PLAN

NAUMAN & ZELINSKI LLC.
204 S. Ludlow Street Suite 400 Dayton, Ohio 45402
Phone: (937) 223-3821 – Fax: (937) 223-3849
PROJECT # 23007

8/10/2023 8:06:50 AM

App Architecture
creative focused design
615 Woodside Drive, Englewood, Ohio 45322
T 937.836.8898 F 937.832.3696
www.app-arch.com

STATE OF OHIO
JEFFREY D. ZELINSKI
63822
REGISTERED
PROFESSIONAL ENGINEER

JEFFERY D. ZELINSKI, LICENSE #63822
EXPIRATION DATE 12/21/2023

FACILITY RENOVATION
FAMILY HEALTH SERVICES OF DARKE COUNTY
5735 MEEKER ROAD, GREENVILLE, OH 45331

ISSUE

NO.	DATE	DESCRIPTION
	07/19/23	ISSUE FOR PERMIT & CONSTRUCTION
3	080/9/23	ADDENDUM 3

DATE	07/19/2023
JOB NO.	3853.03
DRAWN	D.E.G.
CHECKED	J.D.Z.

COPYRIGHT © 2023 - App Architecture, Inc.

TITLE
SOIL WASTE AND VENT ADDITION

SHEET NO.
P6.3