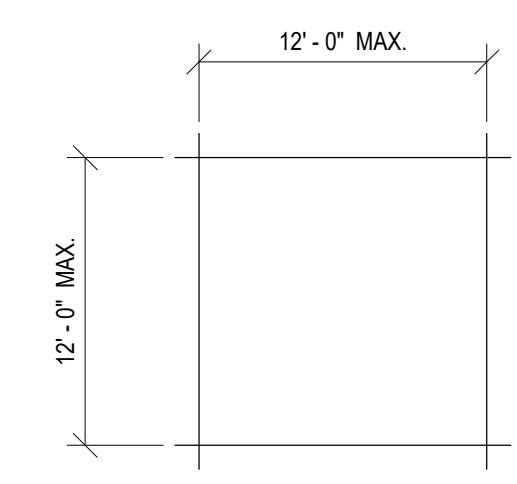
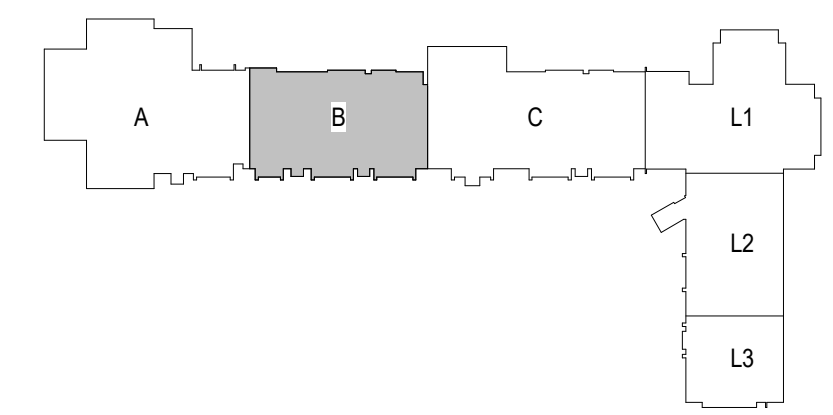



SLAB REINFORCING DETAILS AT REENTRANT CORNERS
N.T.S.




TYPICAL SLAB-ON-GRADE CONTROL JOINTS



KEYPLAN B
1" = 160'-0"



SHELL + MEYER ASSOCIATES INC.
STRUCTURAL ENGINEERS
2202 S PATTERSON BLVD
DAYTON, OH 45409-1930
PH. 937.298.4631
EMAIL@SHELLANDMEYER.COM



ISSUE

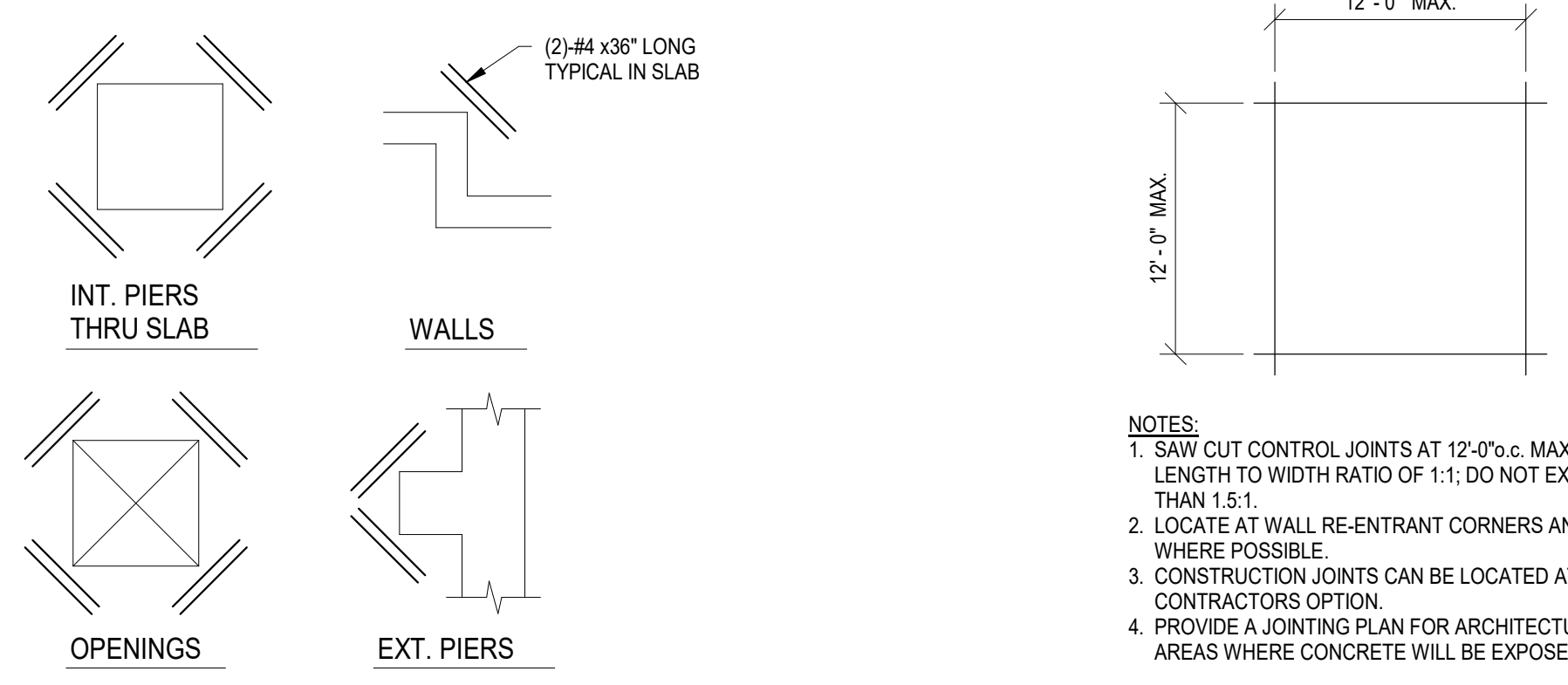
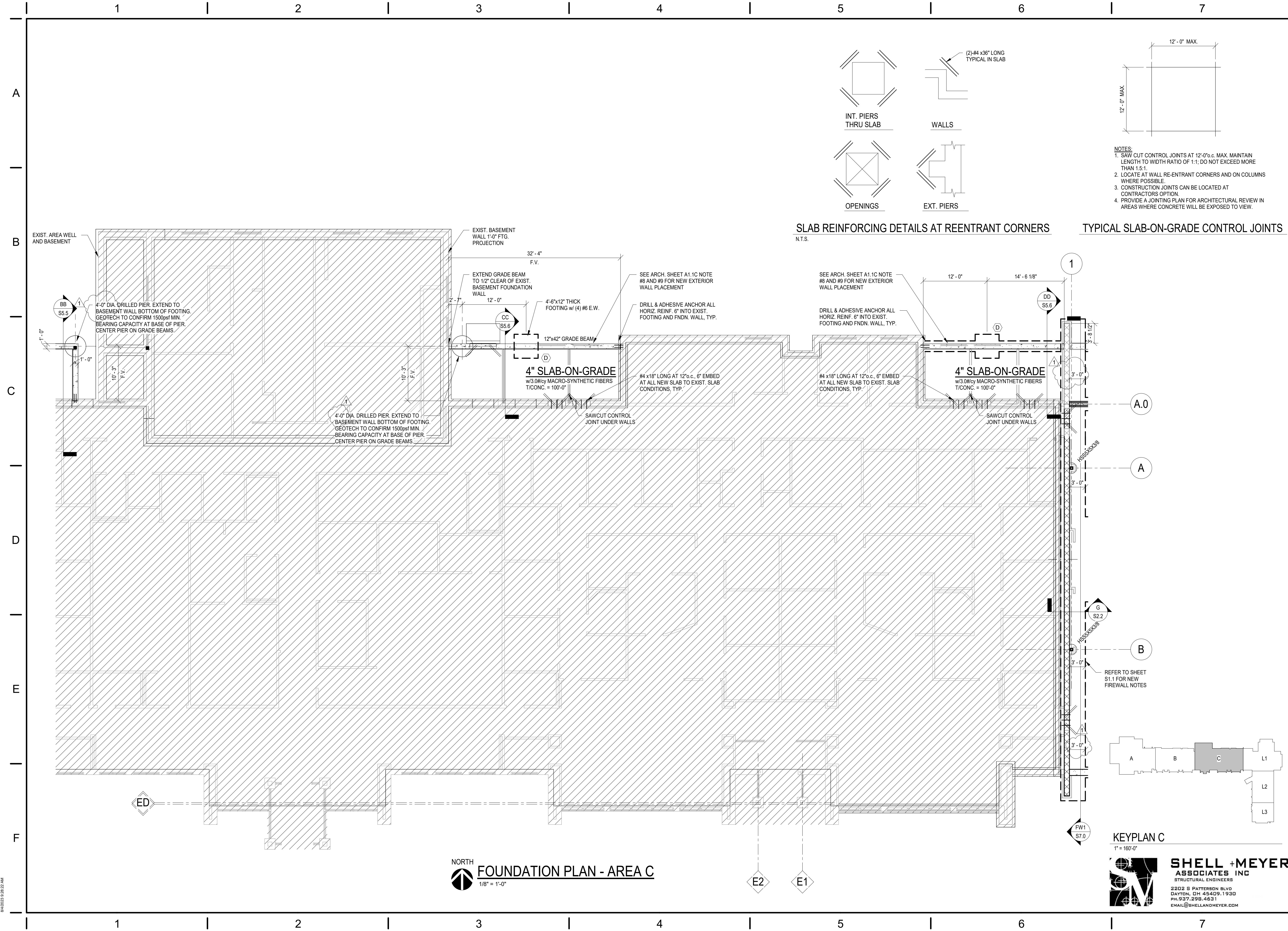
NO.	DATE	DESCRIPTION
1	08/04/2023	ADDENDUM 2

DATE	07/19/23
JOB NO.	3853.03
DRAWN	JEY
CHECKED	CRM

COPYRIGHT © 2023 - App Architecture, Inc.
TITLE
FOUNDATION PLAN - AREA B

SHEET NO.
S1.0B

8/4/2023 9:28:22 AM




- NOTES:**
1. SAW CUT CONTROL JOINTS AT 12'-0" c.c. MAX. MAINTAIN LENGTH TO WIDTH RATIO OF 1:1. DO NOT EXCEED MORE THAN 1.5:1.
 2. LOCATE AT WALL RE-ENTRANT CORNERS AND ON COLUMNS WHERE POSSIBLE.
 3. CONSTRUCTION JOINTS CAN BE LOCATED AT CONTRACTORS OPTION.
 4. PROVIDE A JOINTING PLAN FOR ARCHITECTURAL REVIEW IN AREAS WHERE CONCRETE WILL BE EXPOSED TO VIEW.

SLAB REINFORCING DETAILS AT REENTRANT CORNERS
N.T.S.

TYPICAL SLAB-ON-GRADE CONTROL JOINTS

APP Architecture
creative focused design

615 Woodside Drive, Englewood, Ohio 45322
T 937.836.8898 F 937.832.3696
www.app-arch.com

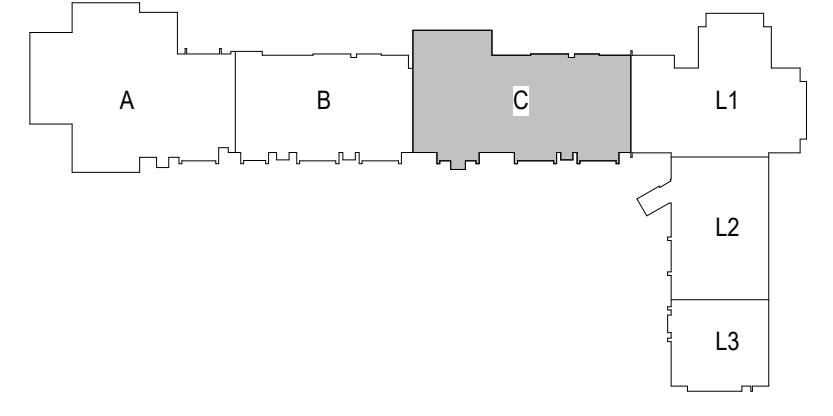


FACILITY RENOVATION
FAMILY HEALTH SERVICES OF
DARKE COUNTY

5735 MEEKER ROAD, GREENVILLE, OH 45331

ISSUE

NO.	DATE	DESCRIPTION
1	08/04/2023	ADDENDUM 2

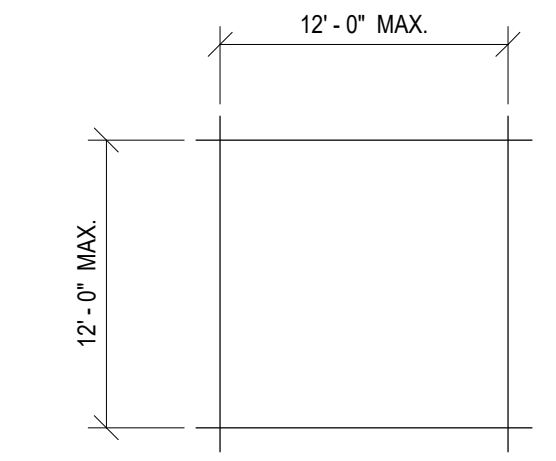
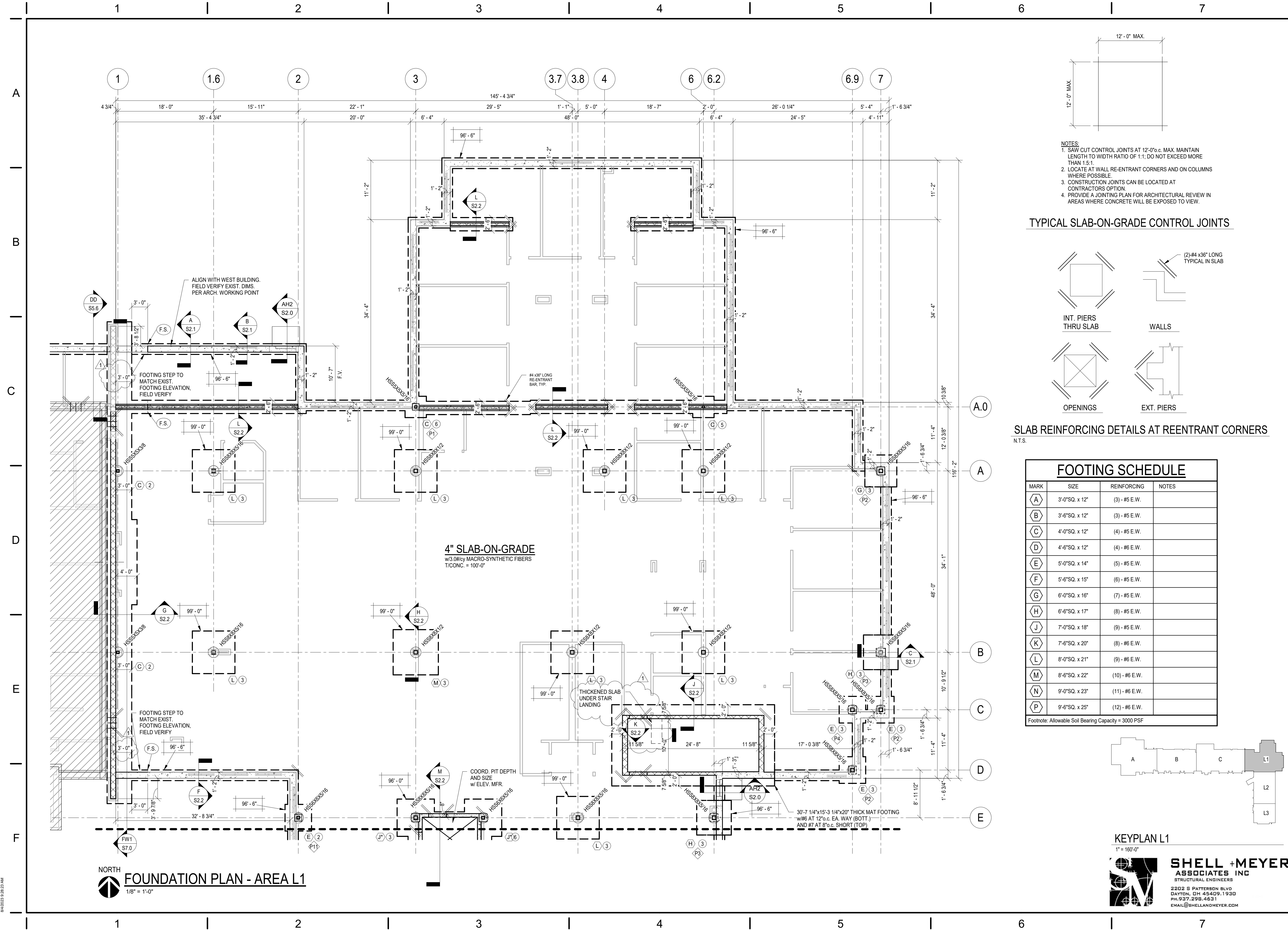


SHELL + MEYER ASSOCIATES INC
STRUCTURAL ENGINEERS

2202 S PATTERSON BLVD
DAYTON, OH 45409.1930
PH. 937.298.4631
EMAIL: @SHELLANDMEYER.COM

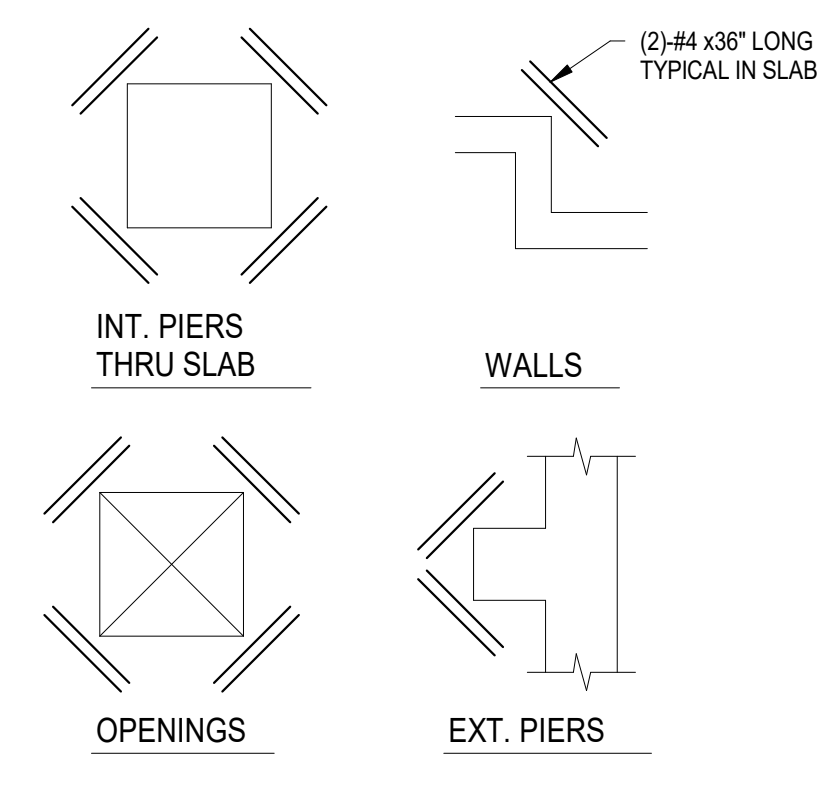
DATE	07/19/23
JOB NO.	3853.03
DRAWN	JEY
CHECKED	CRM
COPYRIGHT © 2023 - App Architecture, Inc.	
TITLE FOUNDATION PLAN - AREA C	
SHEET NO. S1.0C	

8/4/2023 9:28:22 AM



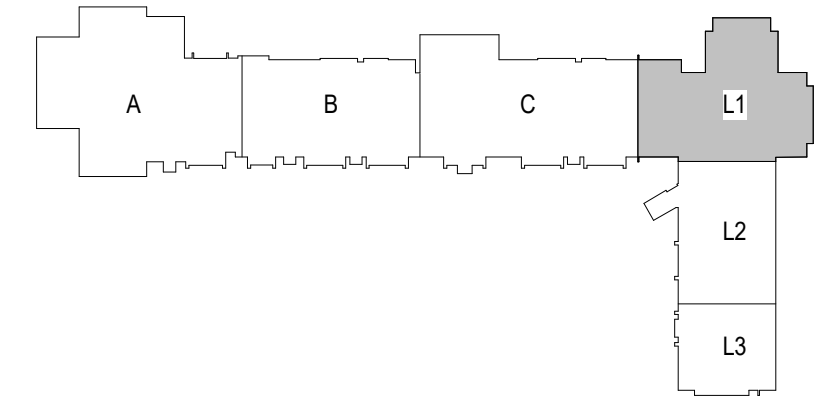
- NOTES:**
1. SAW CUT CONTROL JOINTS AT 12'-0" c.c. MAX. MAINTAIN LENGTH TO WIDTH RATIO OF 1:1; DO NOT EXCEED MORE THAN 1:5:1.
 2. LOCATE AT WALL RE-ENTRANT CORNERS AND ON COLUMNS WHERE POSSIBLE.
 3. CONSTRUCTION JOINTS CAN BE LOCATED AT CONTRACTORS OPTION.
 4. PROVIDE A JOINTING PLAN FOR ARCHITECTURAL REVIEW IN AREAS WHERE CONCRETE WILL BE EXPOSED TO VIEW.

TYPICAL SLAB-ON-GRADE CONTROL JOINTS




SLAB REINFORCING DETAILS AT REENTRANT CORNERS

N.T.S.




KEYPLAN L1
1" = 160'-0"



SHELL + MEYER ASSOCIATES INC.
STRUCTURAL ENGINEERS
2202 S PATTERSON BLVD
DAYTON, OH 45409.1930
PH. 937.298.4631
EMAIL: @SHELLANDMEYER.COM

APP Architecture
creative focused design
615 Woodside Drive, Englewood, Ohio 45322
T 937.836.8898 F 937.832.3696
www.app-arch.com



FACILITY RENOVATION
FAMILY HEALTH SERVICES OF DARKE COUNTY
5735 MEEKER ROAD, GREENVILLE, OH 45331

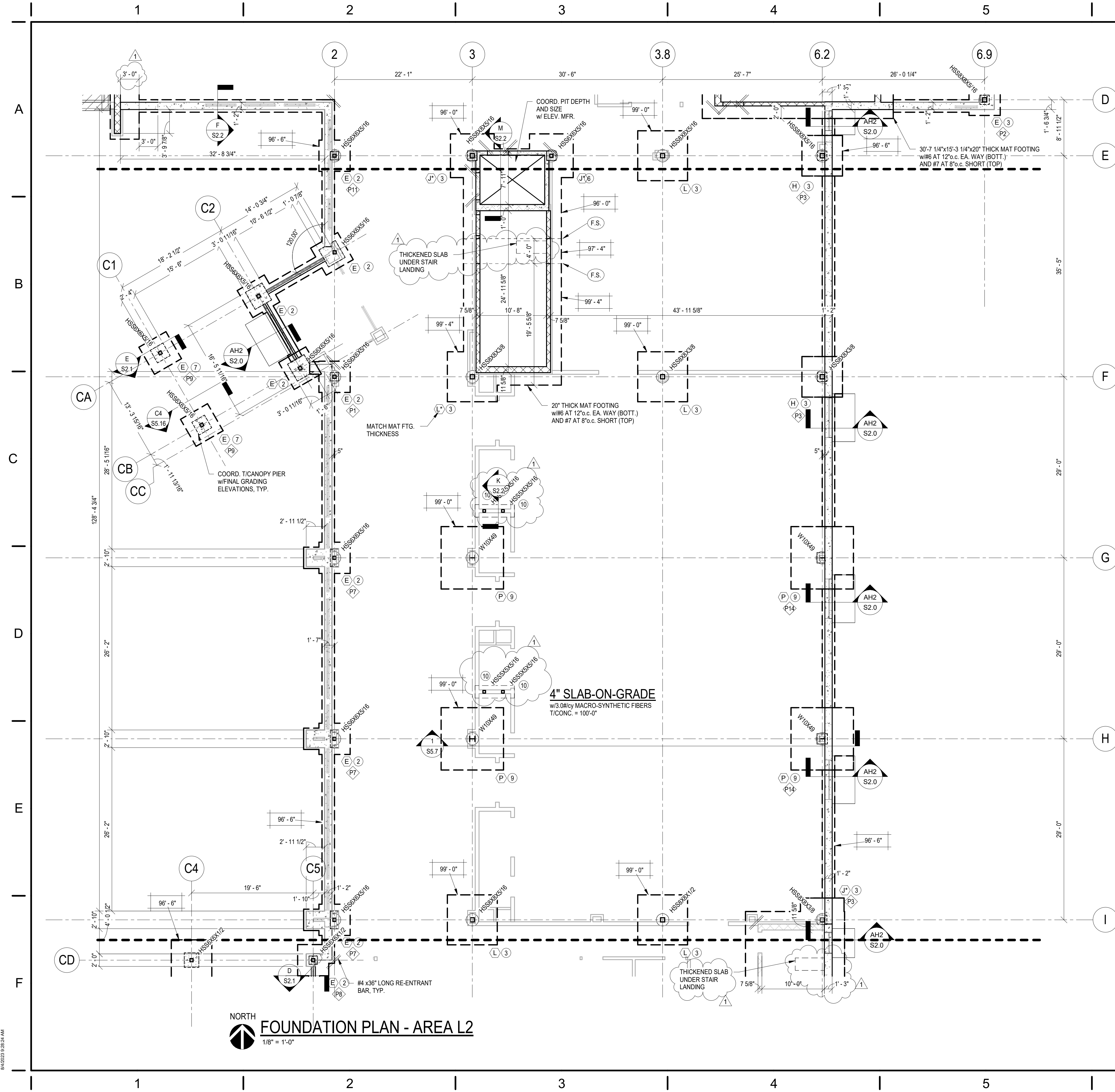
ISSUE

NO.	DATE	DESCRIPTION
1	07/19/2023	ISSUE FOR PERMIT & CONSTRUCTION
1	08/04/2023	ADDENDUM 2

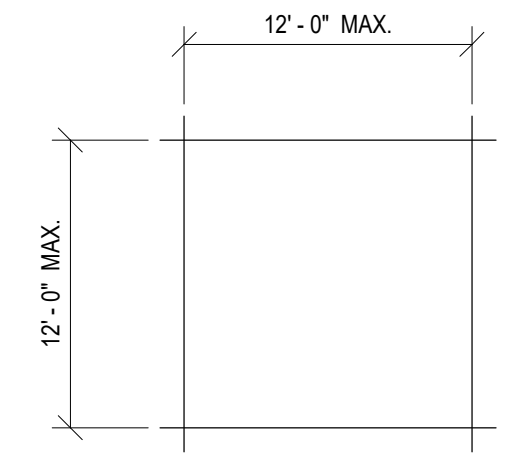
DATE	07/19/23
JOB NO.	3853.03
DRAWN	JEY
CHECKED	CRM

COPYRIGHT © 2023 - App Architecture, Inc.
TITLE
FOUNDATION PLAN - AREA L1
SHEET NO.
S1.1

8/4/2023 9:28:23 AM

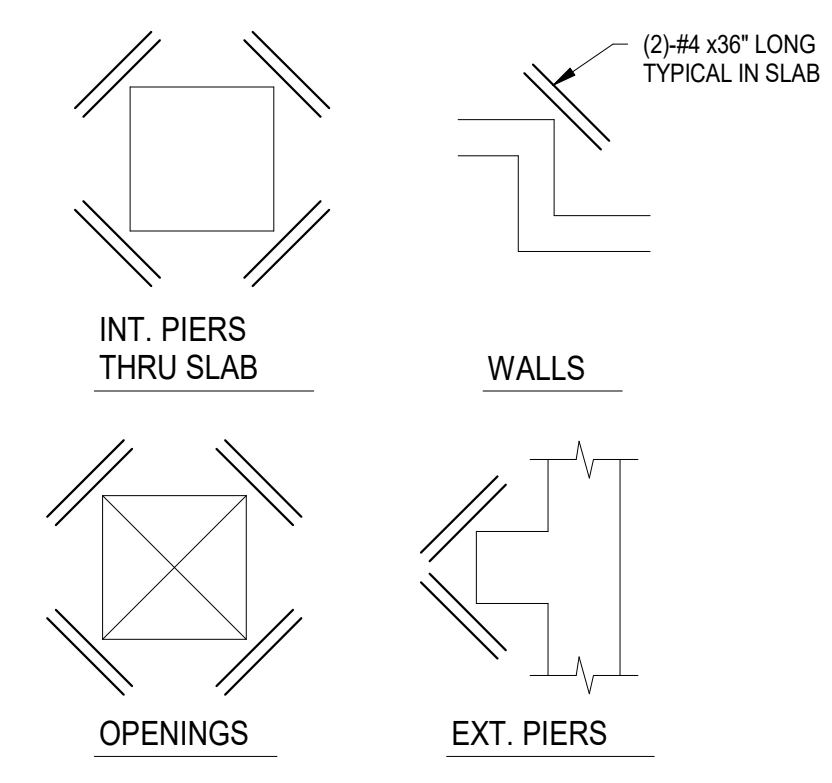


FOUNDATION PLAN - AREA L2
1/8" = 1'-0"



- NOTES:**
1. SAW CUT CONTROL JOINTS AT 12'-0" c.c. MAX. MAINTAIN LENGTH TO WIDTH RATIO OF 1:1; DO NOT EXCEED MORE THAN 1:5:1.
 2. LOCATE AT WALL RE-ENTRANT CORNERS AND ON COLUMNS WHERE POSSIBLE.
 3. CONSTRUCTION JOINTS CAN BE LOCATED AT CONTRACTORS OPTION.
 4. PROVIDE A JOINTING PLAN FOR ARCHITECTURAL REVIEW IN AREAS WHERE CONCRETE WILL BE EXPOSED TO VIEW.

TYPICAL SLAB-ON-GRADE CONTROL JOINTS

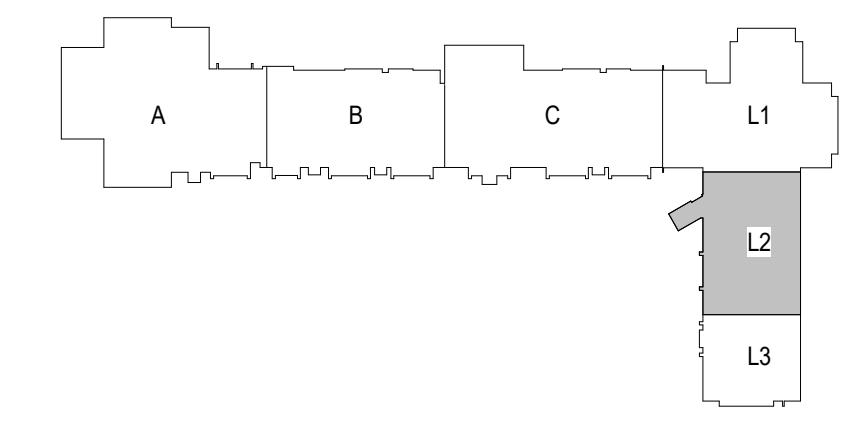


SLAB REINFORCING DETAILS AT REENTRANT CORNERS
N.T.S.

FOOTING SCHEDULE

MARK	SIZE	REINFORCING	NOTES
A	3'-0" SQ. x 12"	(3) - #5 E.W.	
B	3'-6" SQ. x 12"	(3) - #5 E.W.	
C	4'-0" SQ. x 12"	(4) - #5 E.W.	
D	4'-6" SQ. x 12"	(4) - #6 E.W.	
E	5'-0" SQ. x 14"	(5) - #5 E.W.	
F	5'-6" SQ. x 15"	(6) - #5 E.W.	
G	6'-0" SQ. x 16"	(7) - #5 E.W.	
H	6'-6" SQ. x 17"	(8) - #5 E.W.	
J	7'-0" SQ. x 18"	(9) - #5 E.W.	
K	7'-6" SQ. x 20"	(8) - #6 E.W.	
L	8'-0" SQ. x 21"	(9) - #6 E.W.	
M	8'-6" SQ. x 22"	(10) - #6 E.W.	
N	9'-0" SQ. x 23"	(11) - #6 E.W.	
P	9'-6" SQ. x 25"	(12) - #6 E.W.	

Footnote: Allowable Soil Bearing Capacity = 3000 PSF



KEYPLAN L2
1" = 160'-0"

SHELL + MEYER ASSOCIATES INC.
STRUCTURAL ENGINEERS
2202 S PATTERSON BLVD
DAYTON, OH 45409.1930
PH. 937.298.4631
EMAIL: @SHELLANDMEYER.COM

APP Architecture
creative focused design
615 Woodside Drive, Englewood, Ohio 45322
T 937.836.8898 F 937.832.3696
www.app-arch.com

STATE OF OHIO
CHRISTOPHER R. MEYER
69172
REGISTERED PROFESSIONAL ENGINEER
SMA JOB # 22.825.244

FACILITY RENOVATION
FAMILY HEALTH SERVICES OF DARKE COUNTY
5735 MEEKER ROAD, GREENVILLE, OH 45331

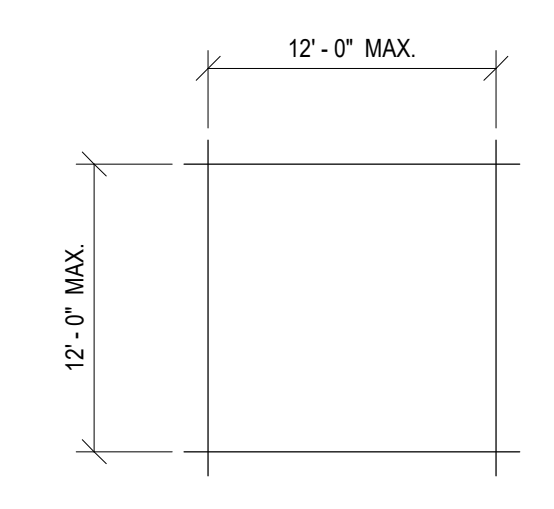
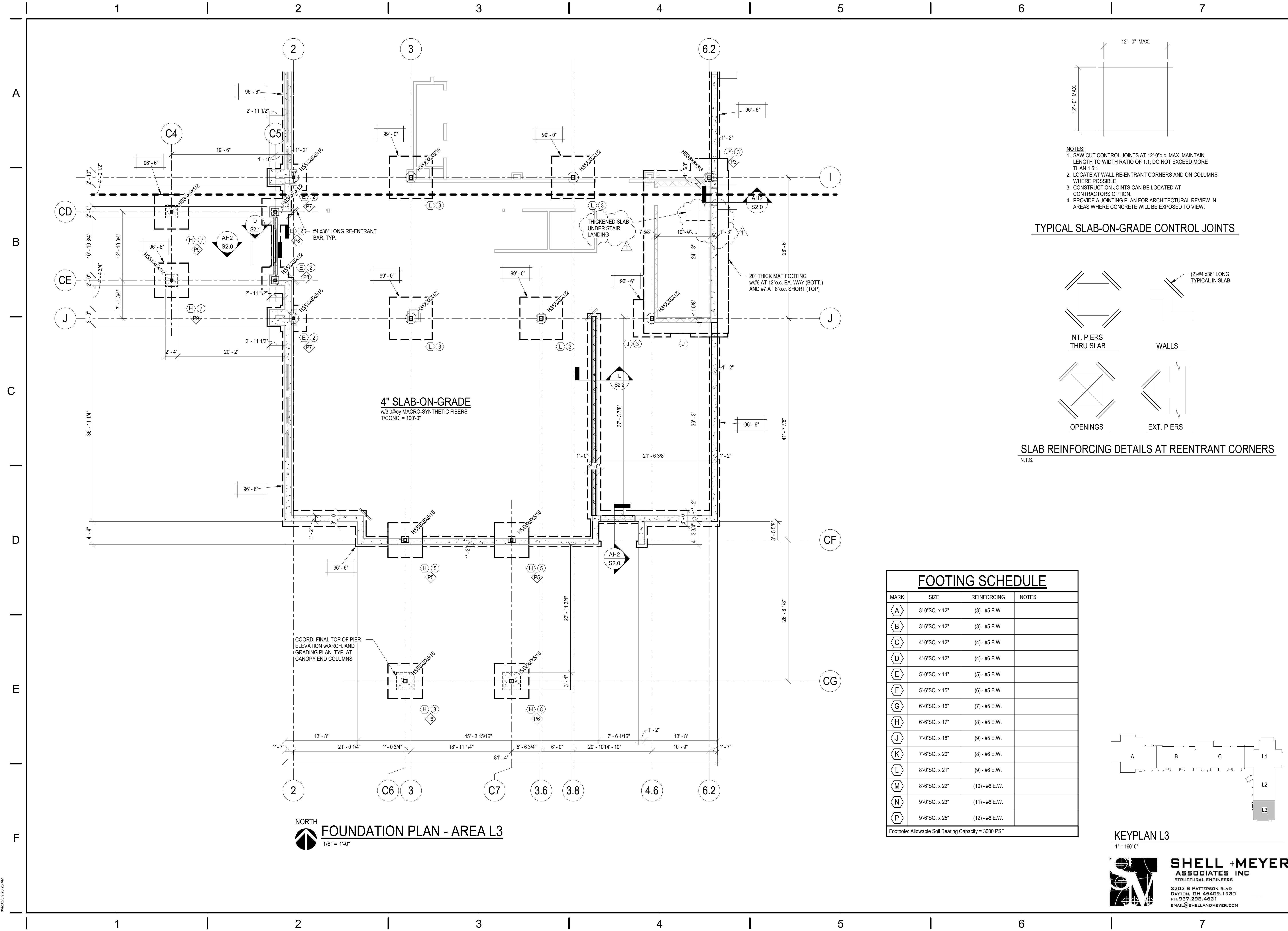
ISSUE

NO.	DATE	DESCRIPTION
	07/19/2023	ISSUE FOR PERMIT & CONSTRUCTION
1	08/04/2023	ADDENDUM 2

DATE	07/19/23
JOB NO.	3853.03
DRAWN	JEY
CHECKED	CRM

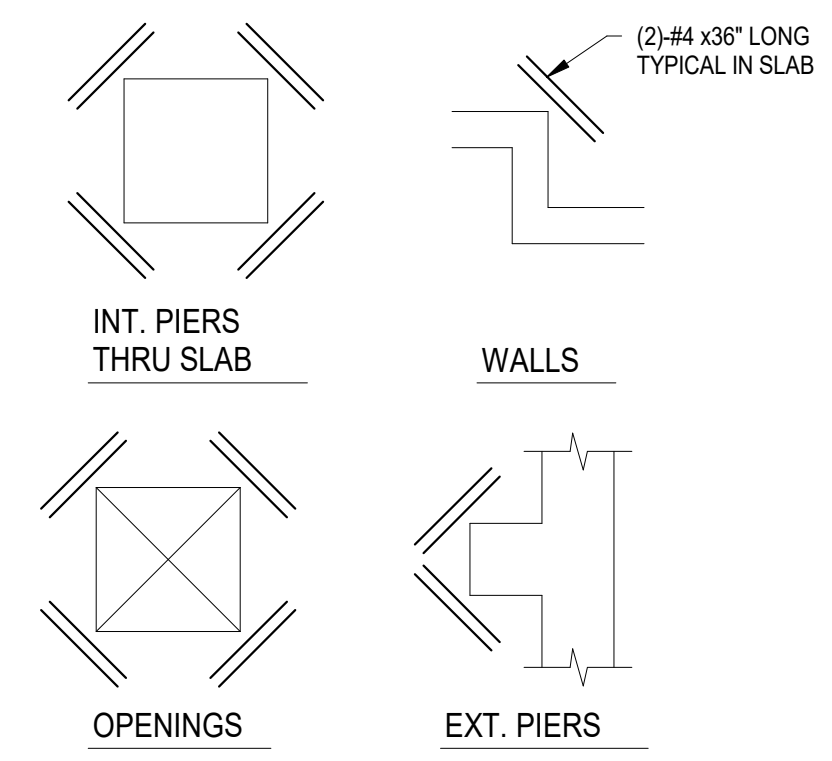
TITLE
FOUNDATION PLAN - AREA L2

SHEET NO.
S1.2



- NOTES:**
1. SAW CUT CONTROL JOINTS AT 12'-0" MAX. MAINTAIN LENGTH TO WIDTH RATIO OF 1:1. DO NOT EXCEED MORE THAN 1.5:1.
 2. LOCATE AT WALL RE-ENTRANT CORNERS AND ON COLUMNS WHERE POSSIBLE.
 3. CONSTRUCTION JOINTS CAN BE LOCATED AT CONTRACTORS OPTION.
 4. PROVIDE A JOINTING PLAN FOR ARCHITECTURAL REVIEW IN AREAS WHERE CONCRETE WILL BE EXPOSED TO VIEW.

TYPICAL SLAB-ON-GRADE CONTROL JOINTS

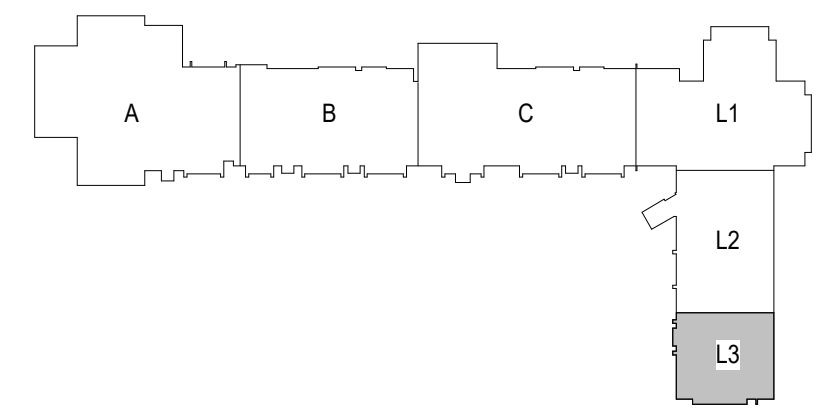


SLAB REINFORCING DETAILS AT REENTRANT CORNERS
N.T.S.

FOOTING SCHEDULE

MARK	SIZE	REINFORCING	NOTES
A	3'-0" SQ. x 12"	(3) - #5 E.W.	
B	3'-6" SQ. x 12"	(3) - #5 E.W.	
C	4'-0" SQ. x 12"	(4) - #5 E.W.	
D	4'-6" SQ. x 12"	(4) - #6 E.W.	
E	5'-0" SQ. x 14"	(5) - #5 E.W.	
F	5'-6" SQ. x 15"	(6) - #5 E.W.	
G	6'-0" SQ. x 16"	(7) - #5 E.W.	
H	6'-6" SQ. x 17"	(8) - #5 E.W.	
J	7'-0" SQ. x 18"	(9) - #5 E.W.	
K	7'-6" SQ. x 20"	(8) - #6 E.W.	
L	8'-0" SQ. x 21"	(9) - #6 E.W.	
M	8'-6" SQ. x 22"	(10) - #6 E.W.	
N	9'-0" SQ. x 23"	(11) - #6 E.W.	
P	9'-6" SQ. x 25"	(12) - #6 E.W.	

Footnote: Allowable Soil Bearing Capacity = 3000 PSF



KEYPLAN L3
1" = 100'-0"

SHELL + MEYER ASSOCIATES INC.
STRUCTURAL ENGINEERS
2202 S PATTERSON BLVD
DAYTON, OH 45409.1930
PH. 937.298.4631
EMAIL: @SHELLANDMEYER.COM

APP Architecture
creative focused design
615 Woodside Drive, Englewood, Ohio 45322
T 937.836.8898 F 937.832.3696
www.app-arch.com

STATE OF OHIO
CHRISTOPHER R. MEYER
69172
Professional Engineer
SMA JOB # 22.825.244

FACILITY RENOVATION
FAMILY HEALTH SERVICES OF DARKE COUNTY
5735 MEEKER ROAD, GREENVILLE, OH 45331

ISSUE

NO.	DATE	DESCRIPTION
07/19/2023	07/19/2023	ISSUE FOR PERMIT & CONSTRUCTION
1	08/04/2023	ADDENDUM 2

DATE	07/19/23
JOB NO.	3853.03
DRAWN	JEY
CHECKED	CRM

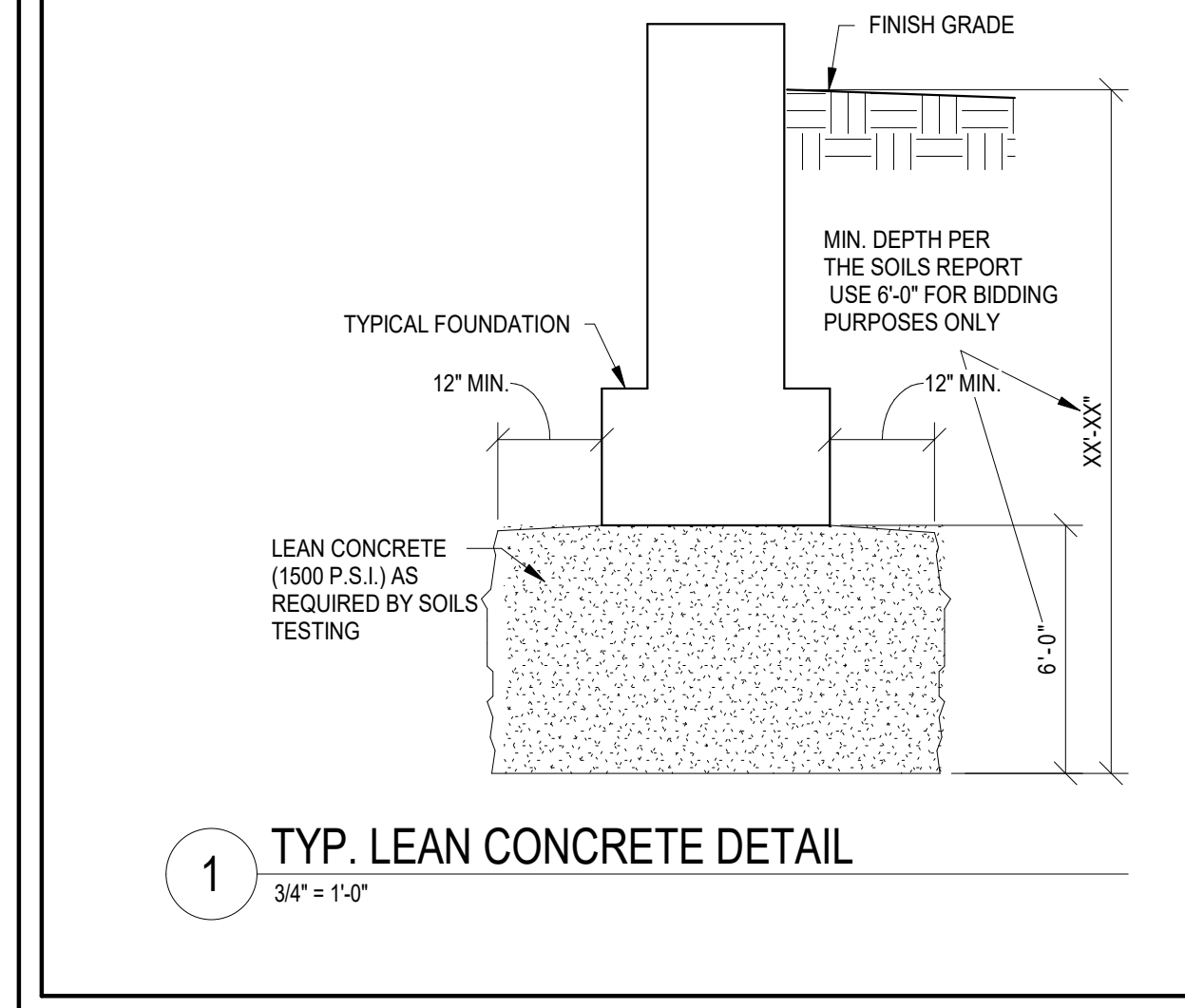
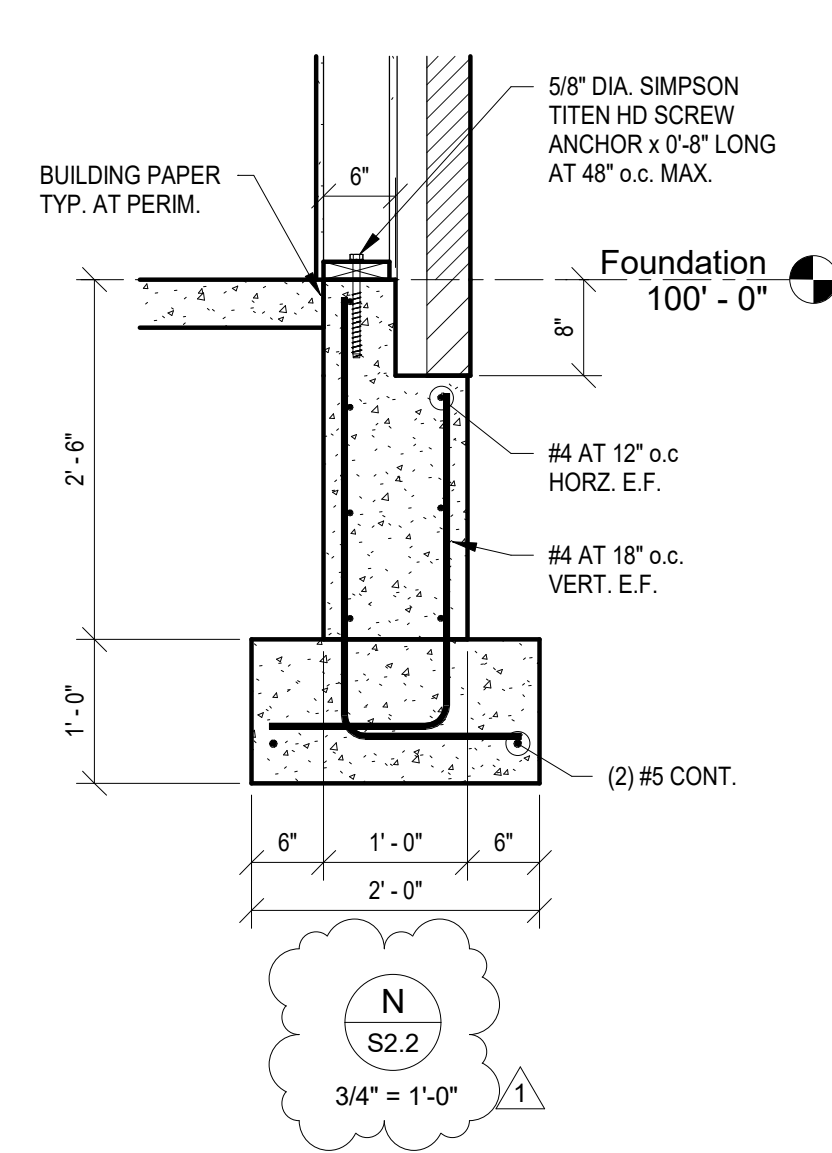
TITLE
FOUNDATION PLAN - AREA L3

SHEET NO.
S1.3

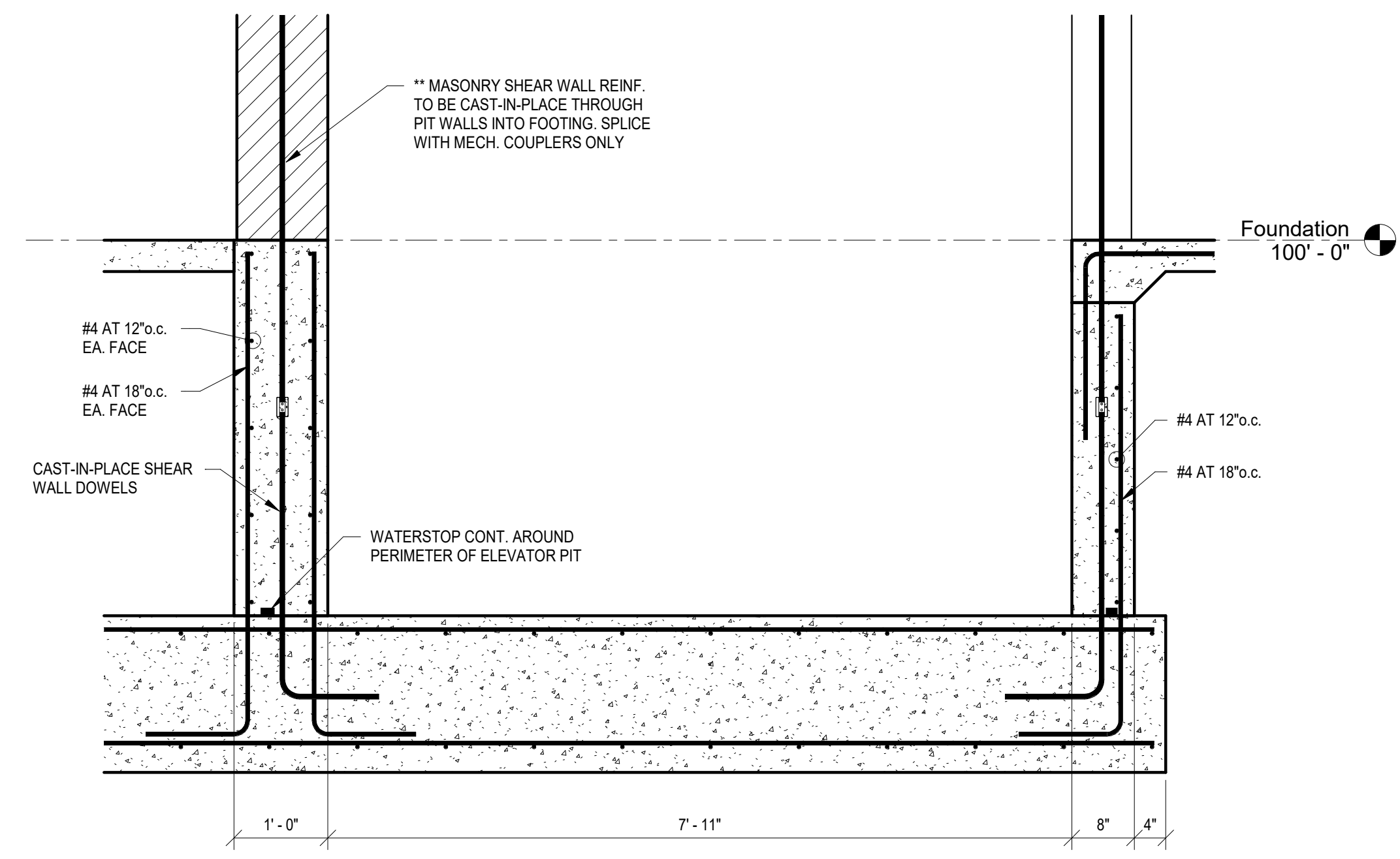
8/4/2023 9:28:25 AM

1 | 2 | 3 | 4 | 5 | 6 | 7

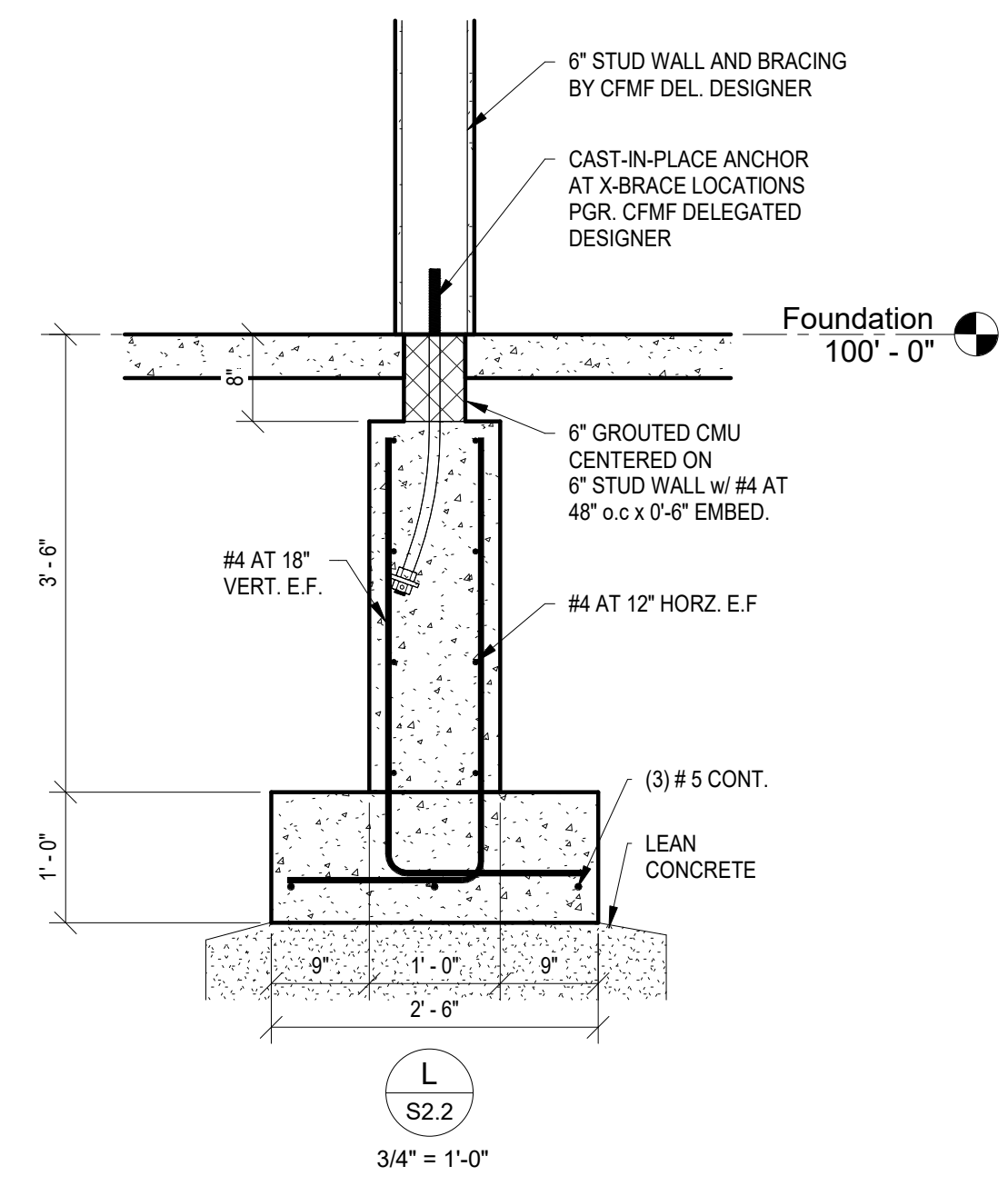
A
B
C
D
E
F



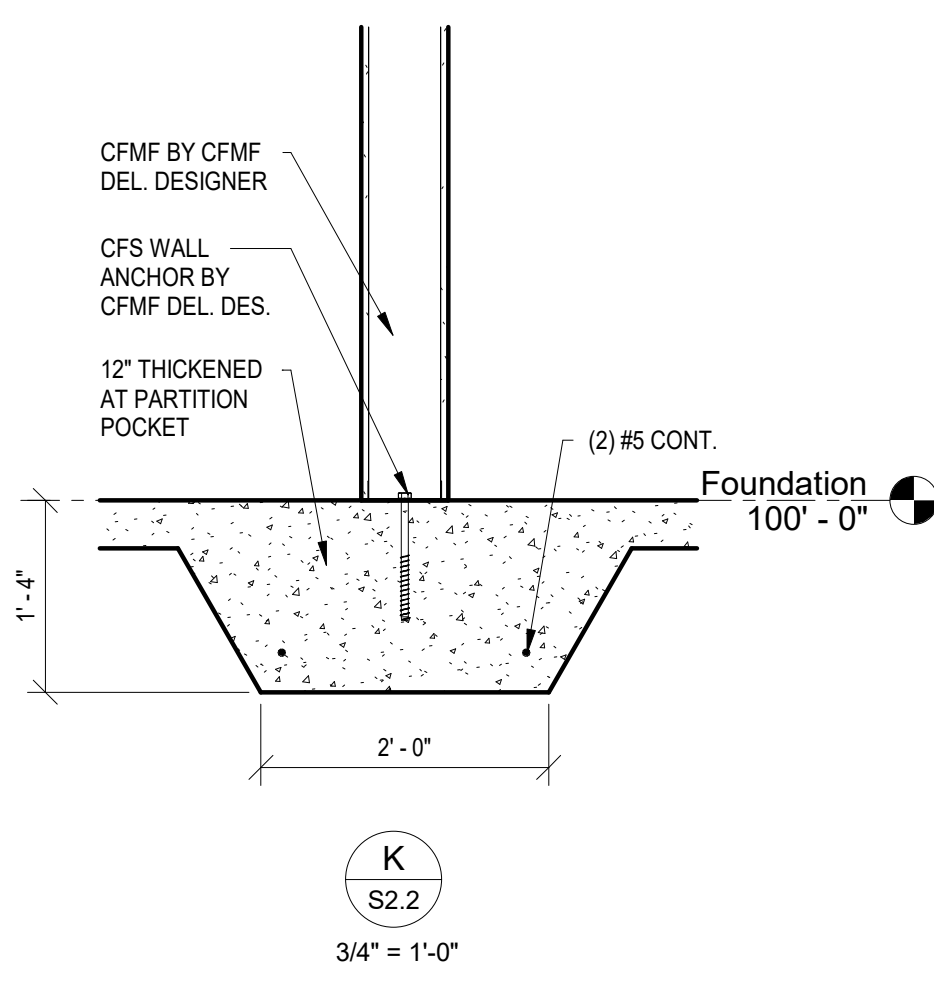
1 TYP. LEAN CONCRETE DETAIL
3/4" = 1'-0"



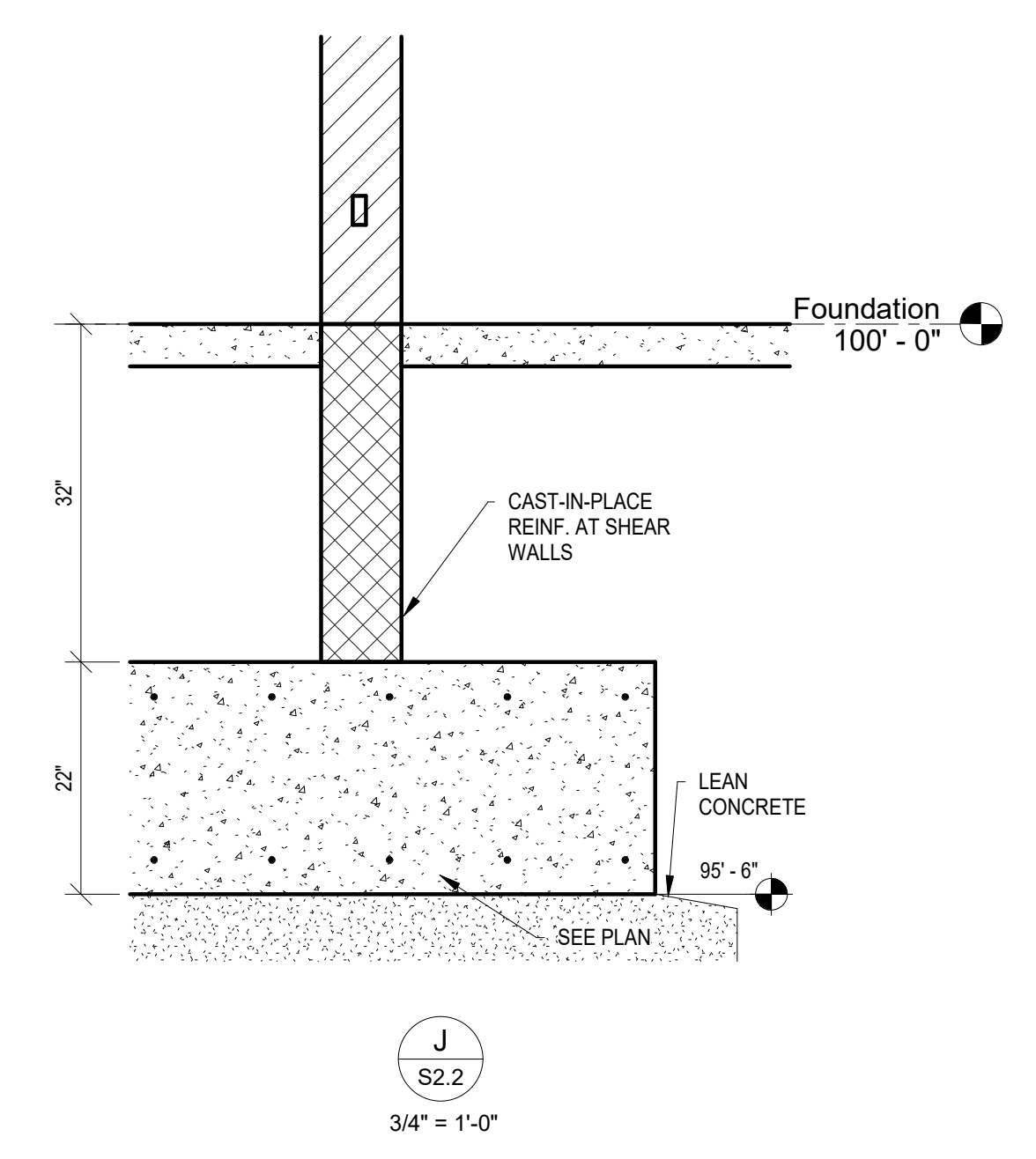
M
S2.2
3/4" = 1'-0"



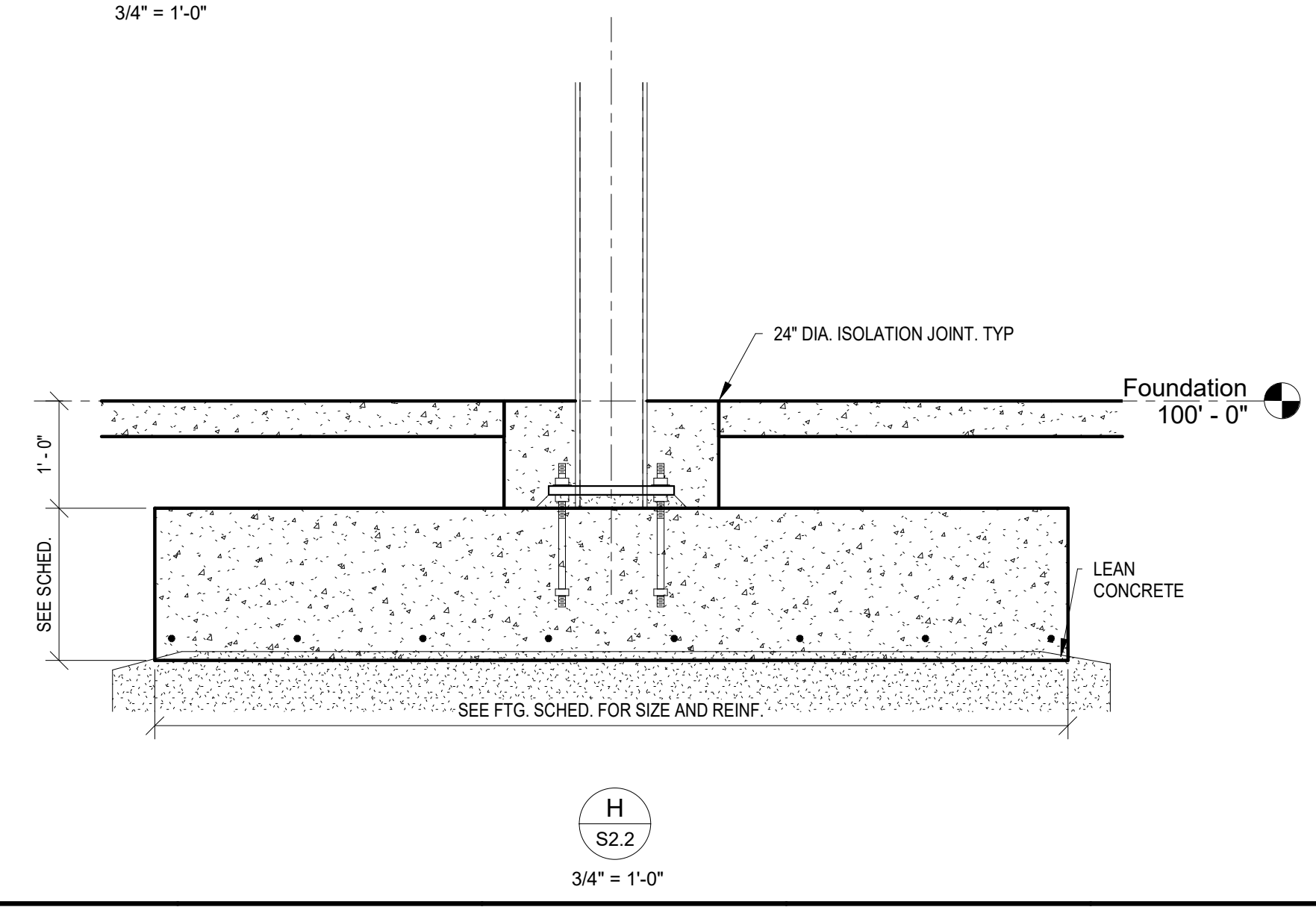
L
S2.2
3/4" = 1'-0"



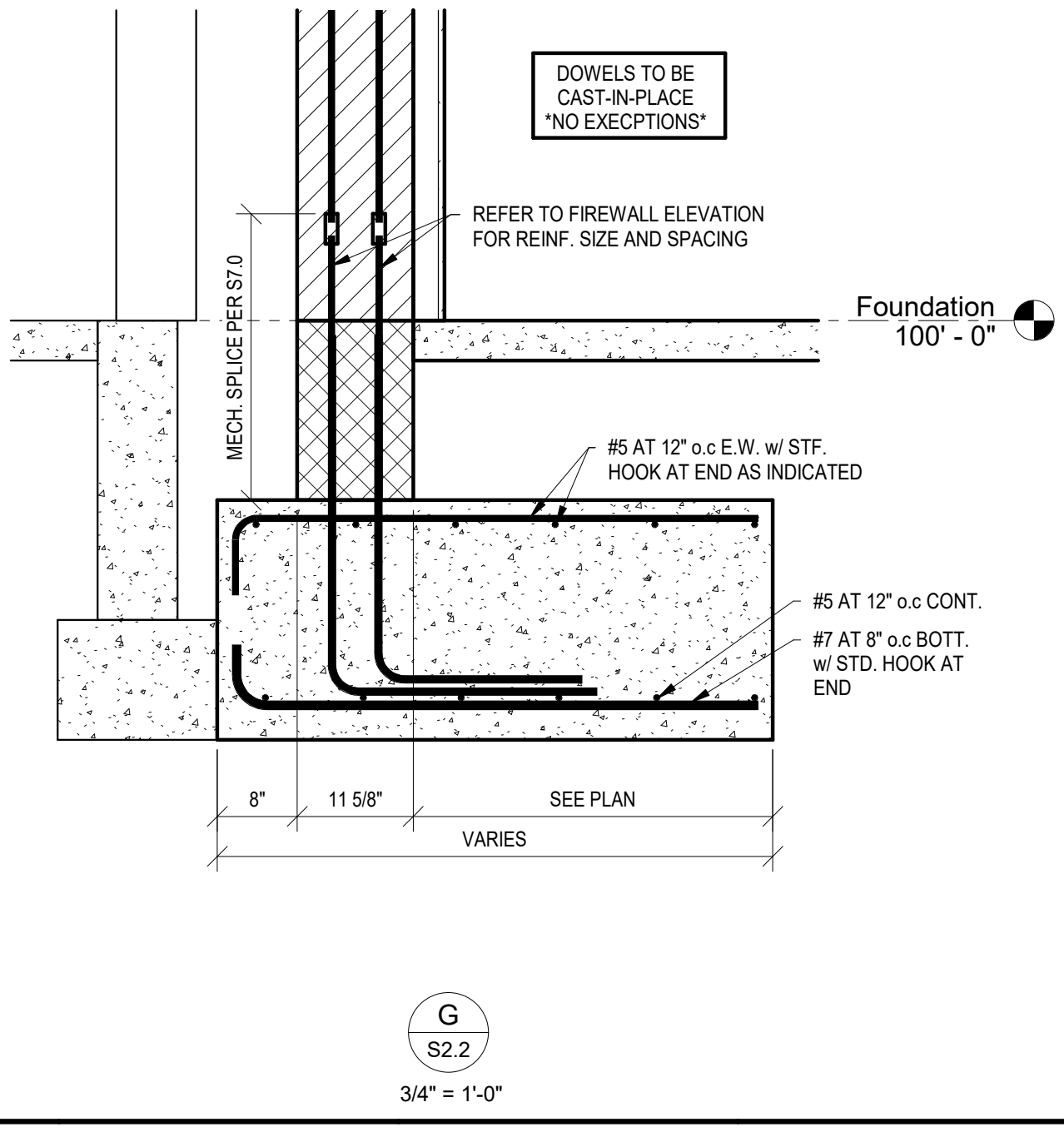
K
S2.2
3/4" = 1'-0"



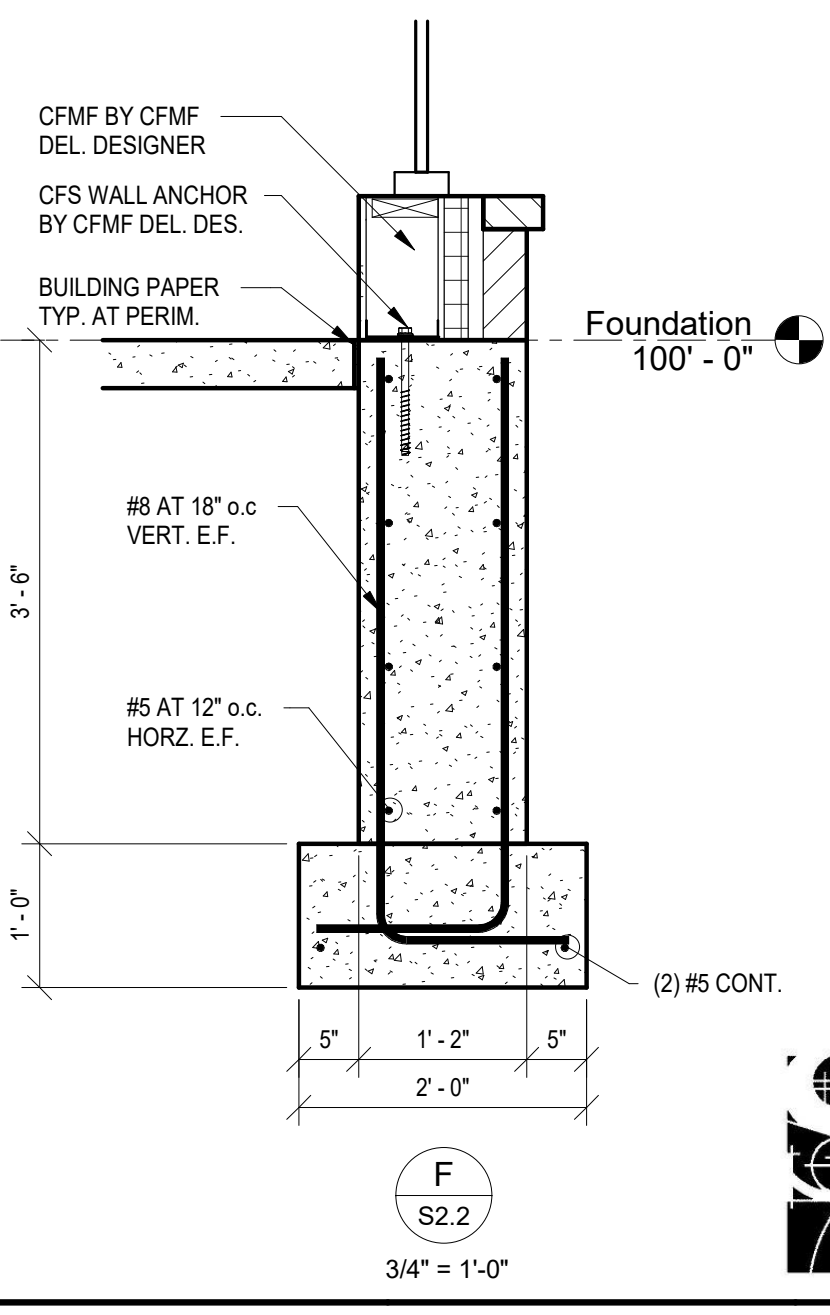
J
S2.2
3/4" = 1'-0"



H
S2.2
3/4" = 1'-0"



G
S2.2
3/4" = 1'-0"



F
S2.2
3/4" = 1'-0"

APP Architecture
creative focused design
615 Woodside Drive, Englewood, Ohio 45322
T 937.836.8898 F 937.832.3696
www.app-arch.com

STATE OF OHIO
CHRISTOPHER R. MEYER
69172
SMA JOB # 22.825.244

FACILITY RENOVATION
FAMILY HEALTH SERVICES OF DARKE COUNTY
5735 MEEKER ROAD, GREENVILLE, OH 45331

ISSUE		
NO.	DATE	DESCRIPTION
1	08/04/2023	ADDENDUM 2
	07/19/2023	ISSUE FOR PERMIT & CONSTRUCTION

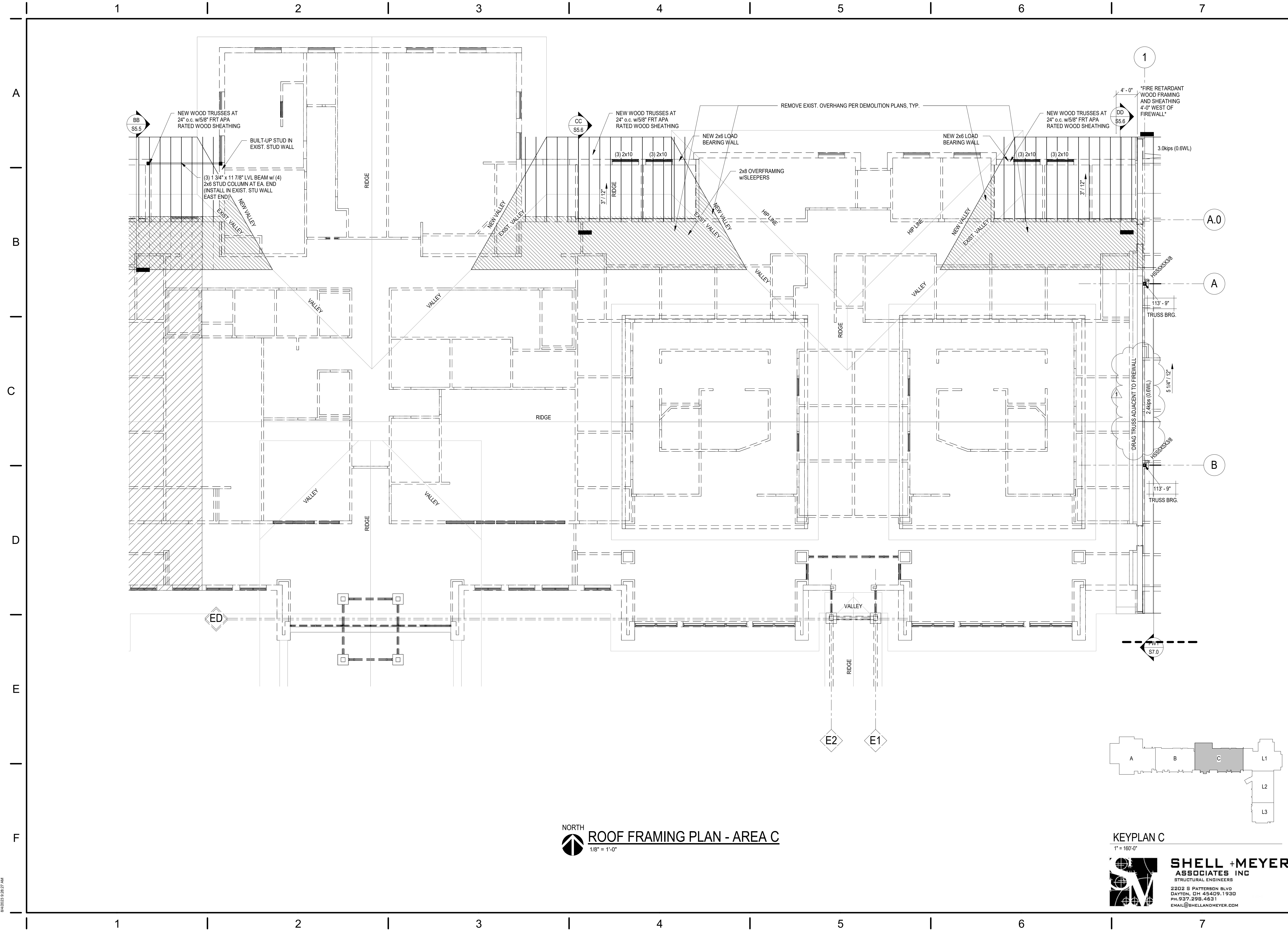
DATE 07/19/23
JOB NO. 3853.03
DRAWN JEY
CHECKED CRM
COPYRIGHT © 2023 - App Architecture, Inc.

TITLE FOUNDATION SECTIONS

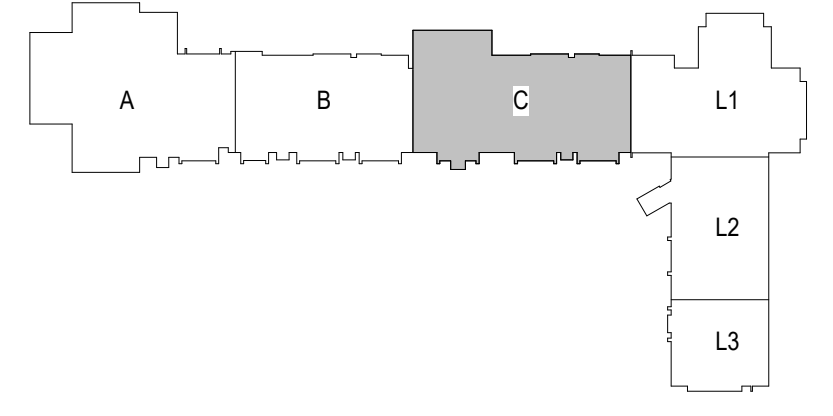
SHEET NO.
S2.2

SHELL + MEYER ASSOCIATES INC
STRUCTURAL ENGINEERS
2202 S PATTERSON BLVD
DAYTON, OH 45409.1930
PH. 937.298.4631
EMAIL@SHELLANDMEYER.COM

8/4/2023 9:28:27 AM



NORTH
ROOF FRAMING PLAN - AREA C
 1/8" = 1'-0"



KEYPLAN C
 1" = 160'-0"

SHELL + MEYER ASSOCIATES INC
 STRUCTURAL ENGINEERS
 2202 S PATTERSON BLVD
 DAYTON, OH 45409.1930
 PH. 937.298.4631
 EMAIL@SHELLANDMEYER.COM

APP Architecture
 creative focused design
 615 Woodside Drive, Englewood, Ohio 45322
 T 937.836.8898 F 937.832.3696
 www.app-arch.com

STATE OF OHIO
 CHRISTOPHER R. MEYER
 69172
 PROFESSIONAL SEAL
 SMA JOB # 22.825.244

FACILITY RENOVATION
FAMILY HEALTH SERVICES OF DARKE COUNTY
 5735 MEEKER ROAD, GREENVILLE, OH 45331

ISSUE

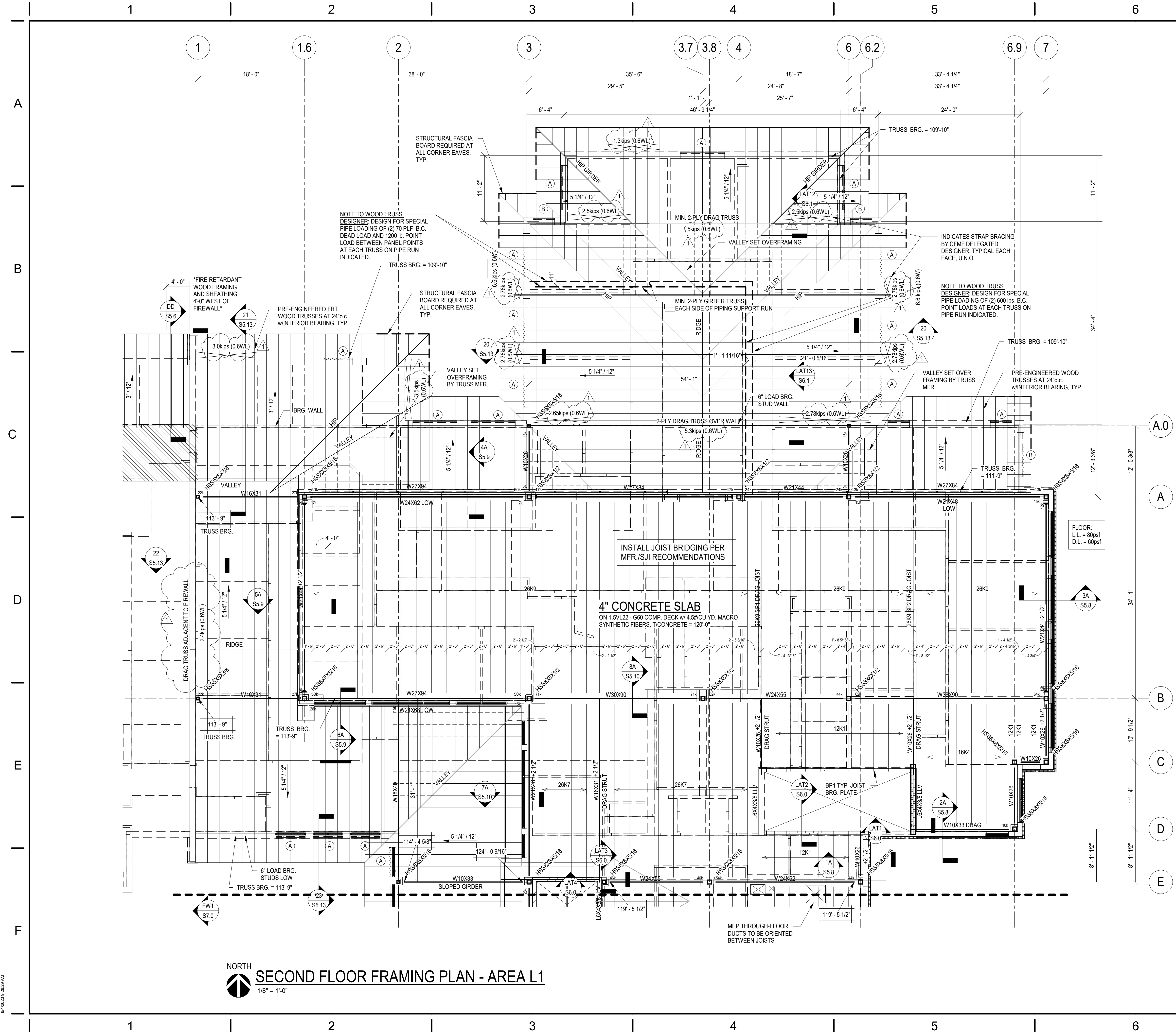
NO.	DATE	DESCRIPTION
07/19/2023	07/19/2023	ISSUE FOR PERMIT & CONSTRUCTION
1	08/04/2023	ADDENDUM 2

DATE	07/19/23
JOB NO.	3853.03
DRAWN	JEY
CHECKED	CRM

COPYRIGHT © 2023 - App Architecture, Inc.
 TITLE
ROOF FRAMING PLAN - AREA C

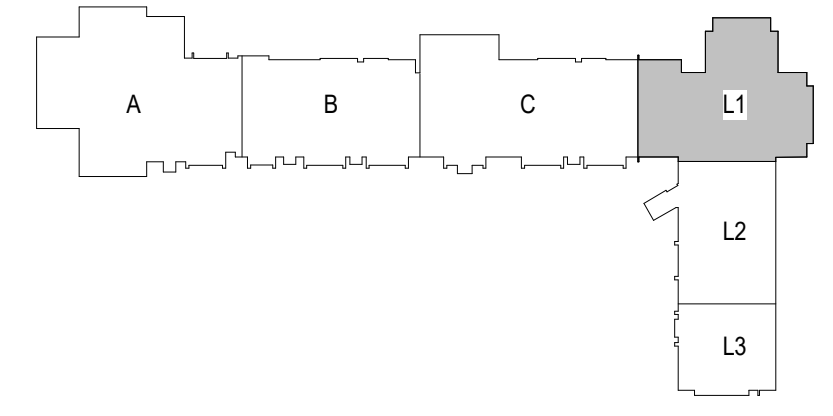
SHEET NO.
S3.0C

8/4/2023 9:26:27 AM



SECOND FLOOR FRAMING PLAN - AREA L1
1/8" = 1'-0"


NOTE:
ALL WOOD ROOF TRUSSES, BLOCKING, PLATES, AND ROOF SHEATHING TO BE FIRE RETARDANT TREATED. REFER TO SPECIFICATIONS AND ARCH. DETAILS.



KEYPLAN L1
1" = 160'-0"

SHELL + MEYER ASSOCIATES INC.
STRUCTURAL ENGINEERS
2202 S PATTERSON BLVD
DAYTON, OH 45409.1930
PH: 937.298.4631
EMAIL: @SHELLANDMEYER.COM

APP Architecture
creative focused design
615 Woodside Drive, Englewood, Ohio 45322
T 937.836.8898 F 937.832.3696
www.app-arch.com



FACILITY RENOVATION
FAMILY HEALTH SERVICES OF DARKE COUNTY
5735 MEEKER ROAD, GREENVILLE, OH 45331

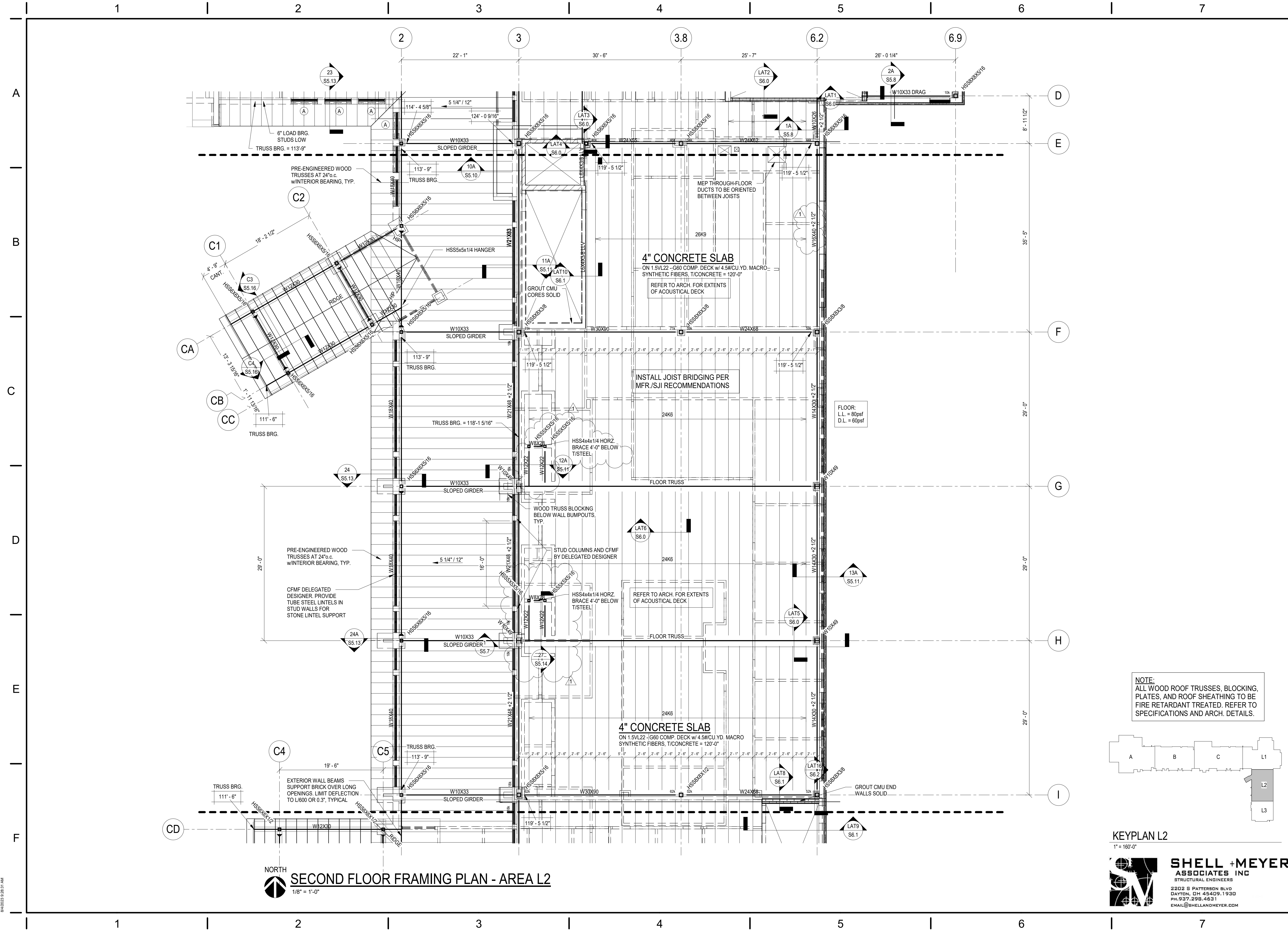
ISSUE

NO.	DATE	DESCRIPTION
07/19/2023		ISSUE FOR PERMIT & CONSTRUCTION
08/04/2023		ADDENDUM 2

DATE	07/19/23
JOB NO.	3853.03
DRAWN	JEY
CHECKED	CRM


TITLE
SECOND FLOOR FRAMING PLAN - AREA L1

SHEET NO.
S3.1



04/20/23 10:28:31 AM

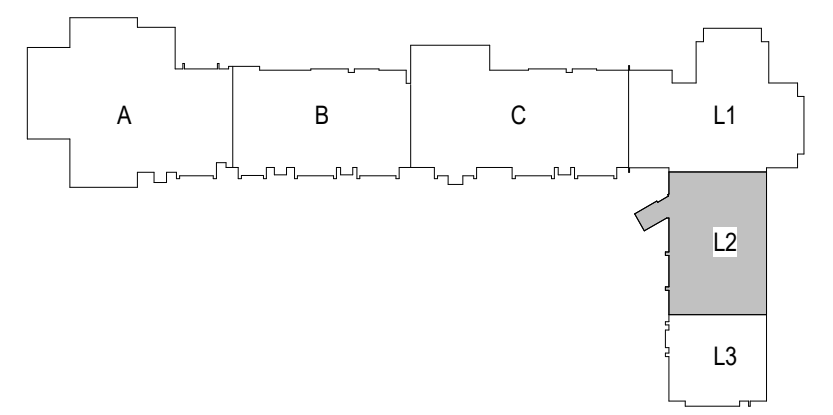
APP Architecture
creative focused design
615 Woodside Drive, Englewood, Ohio 45322
T 937.836.8898 F 937.832.3696
www.app-arch.com



FACILITY RENOVATION
FAMILY HEALTH SERVICES OF DARKE COUNTY
5735 MEEKER ROAD, GREENVILLE, OH 45331

ISSUE

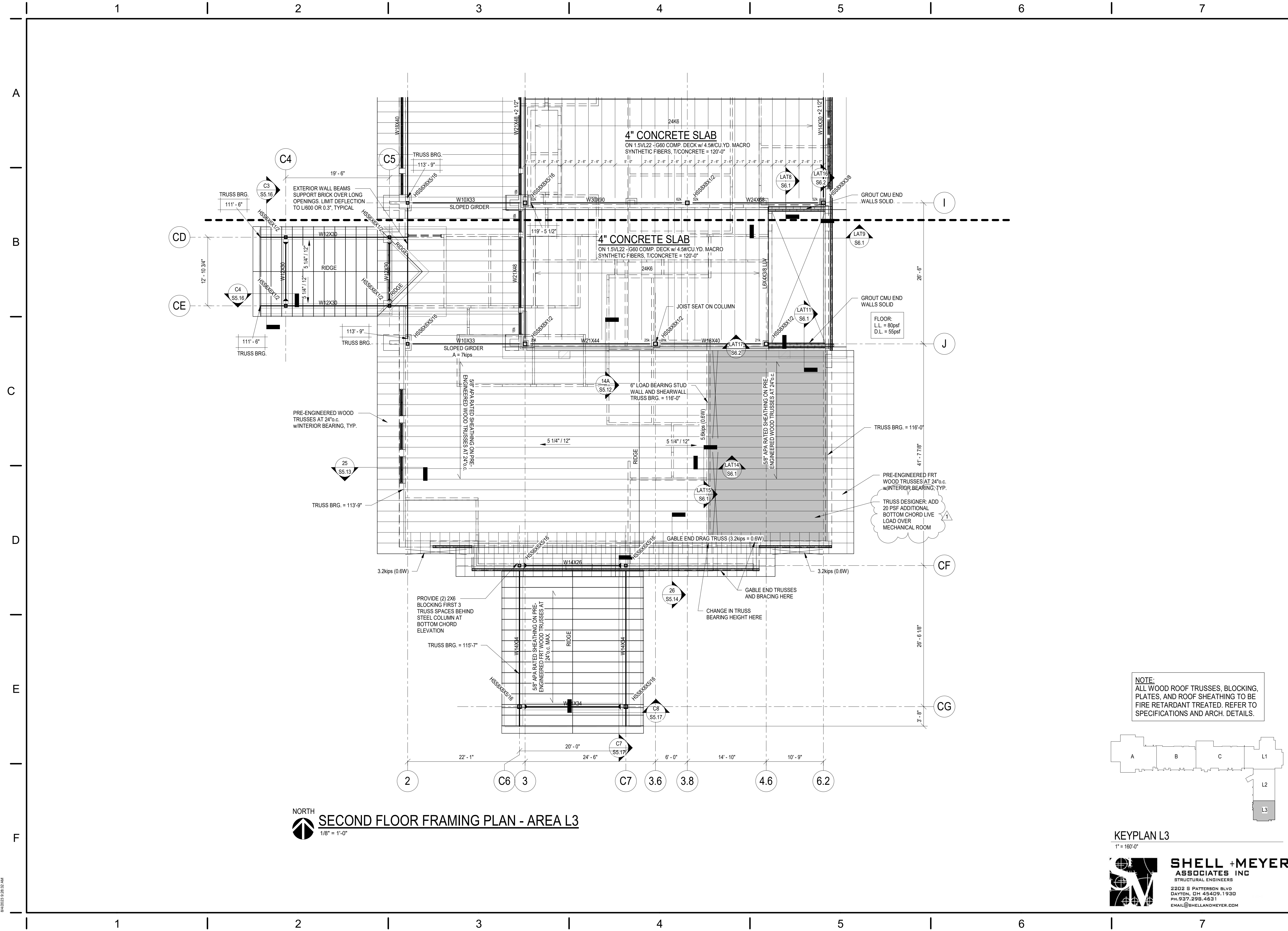
NO.	DATE	DESCRIPTION
07/19/2023		ISSUE FOR PERMIT & CONSTRUCTION
1	08/04/2023	ADDENDUM 2



DATE 07/19/23
JOB NO. 3853.03
DRAWN JEY
CHECKED CRM
COPYRIGHT © 2023 - App Architecture, Inc.

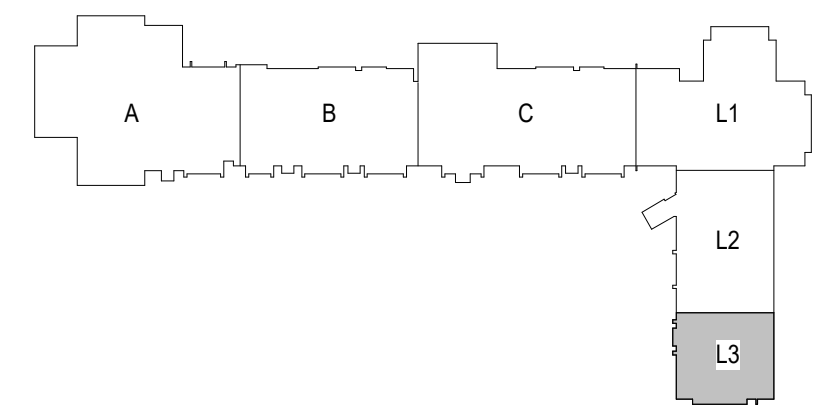
SHELL + MEYER ASSOCIATES INC.
STRUCTURAL ENGINEERS
2202 S PATTERSON BLVD
DAYTON, OH 45409.1930
PH. 937.298.4631
EMAIL@SHELLANDMEYER.COM

TITLE
SECOND FLOOR FRAMING PLAN - AREA L2
SHEET NO.
S3.2



NORTH
SECOND FLOOR FRAMING PLAN - AREA L3
 1/8" = 1'-0"

NOTE:
 ALL WOOD ROOF TRUSSES, BLOCKING,
 PLATES, AND ROOF SHEATHING TO BE
 FIRE RETARDANT TREATED. REFER TO
 SPECIFICATIONS AND ARCH. DETAILS.



KEYPLAN L3
 1" = 100'-0"

SHELL + MEYER
 ASSOCIATES INC
 STRUCTURAL ENGINEERS
 2202 S PATTERSON BLVD
 DAYTON, OH 45409.1930
 PH. 937.298.4631
 EMAIL: SHELLANDMEYER.COM

APP Architecture
 creative focused design
 615 Woodside Drive, Englewood, Ohio 45322
 T 937.836.8898 F 937.832.3696
 www.app-arch.com

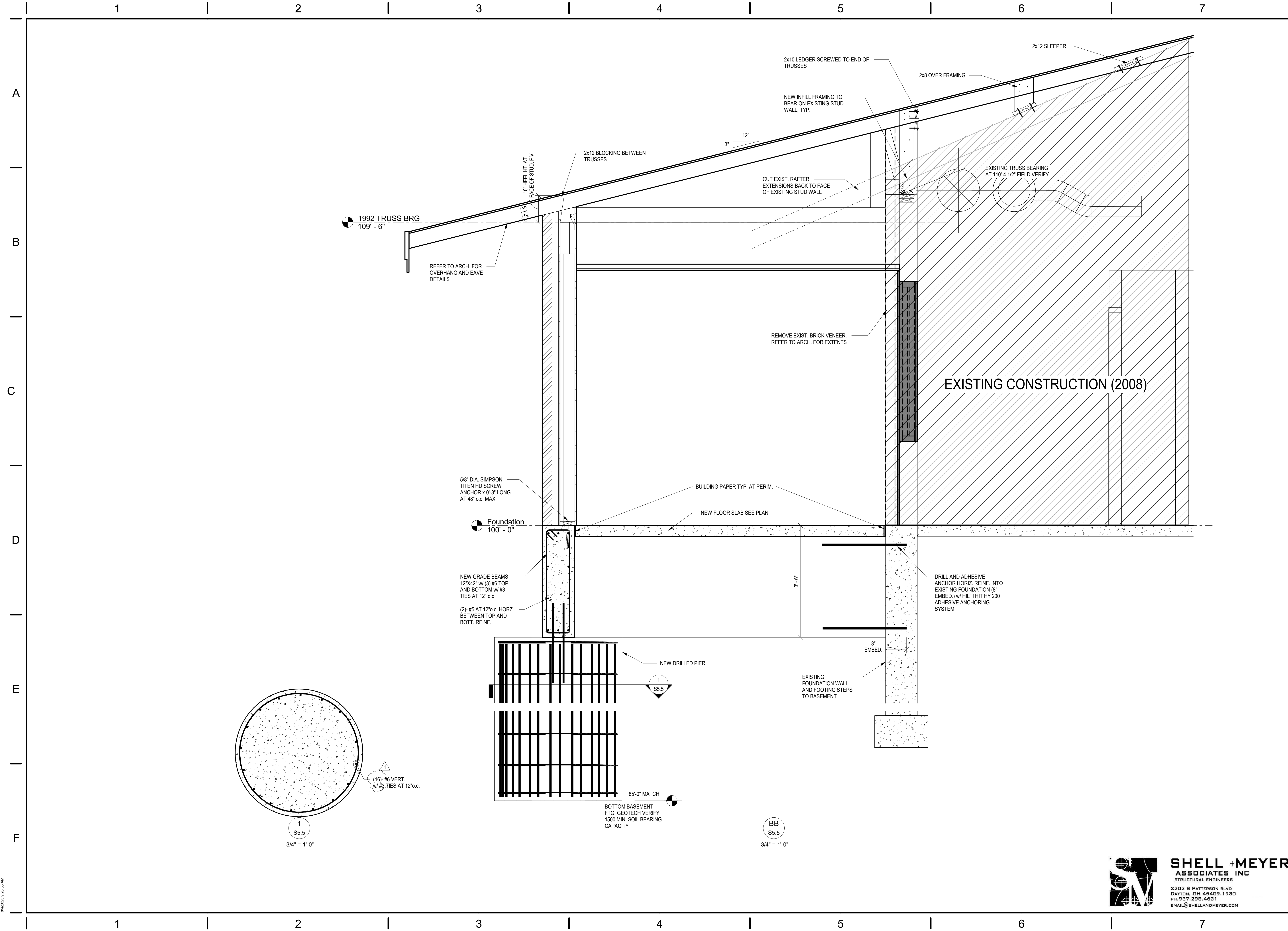
STATE OF OHIO
 CHRISTOPHER R. MEYER
 69172
 PROFESSIONAL ENGINEER
 CIVIL
 SMA JOB # 22.825.244

FACILITY RENOVATION
FAMILY HEALTH SERVICES OF DARKE COUNTY
 5735 MEEKER ROAD, GREENVILLE, OH 45331

ISSUE


NO.	DATE	DESCRIPTION
07/19/2023	07/19/2023	ISSUE FOR PERMIT & CONSTRUCTION
1	08/04/2023	ADDENDUM 2

DATE	07/19/23
JOB NO.	3853.03
DRAWN	JEY
CHECKED	CRM
COPYRIGHT © 2023 - App Architecture, Inc.	
TITLE	SECOND FLOOR FRAMING PLAN - AREA L3
SHEET NO.	S3.3



APP Architecture
creative focused design

615 Woodside Drive, Englewood, Ohio 45322
T 937.836.8898 F 937.832.3696
www.app-arch.com



FACILITY RENOVATION
**FAMILY HEALTH SERVICES OF
DARKE COUNTY**
5735 MEEKER ROAD, GREENVILLE, OH 45331

ISSUE

NO.	DATE	DESCRIPTION
	07/19/2023	ISSUE FOR PERMIT & CONSTRUCTION
1	08/04/2023	ADDENDUM 2

DATE	07/19/23
JOB NO.	3853.03
DRAWN	JEY
CHECKED	CRM

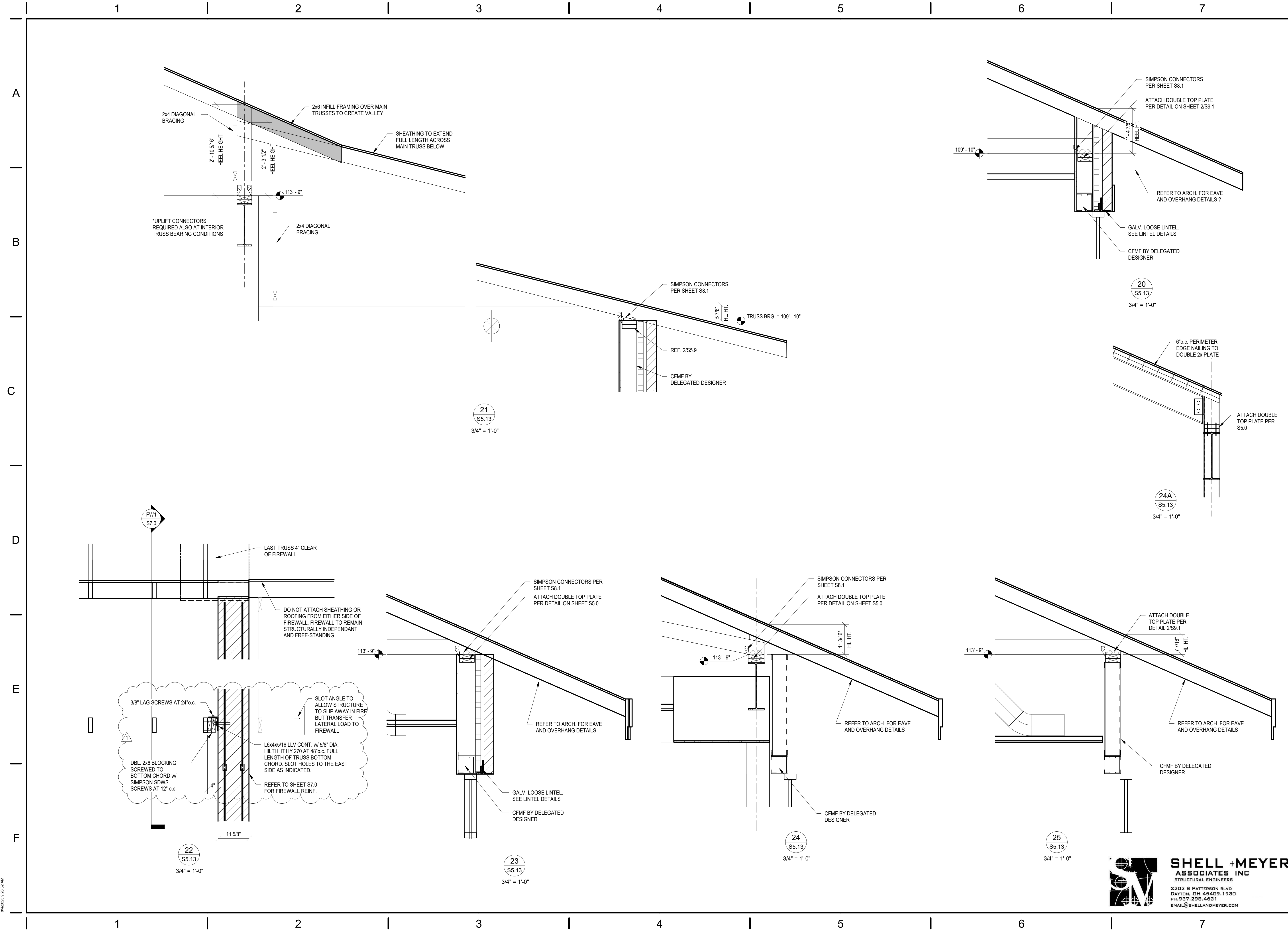
COPYRIGHT © 2023 - App Architecture, Inc.
TITLE
FRAMING SECTIONS

SHEET NO.
S5.5


SHELL + MEYER
ASSOCIATES INC
STRUCTURAL ENGINEERS

2202 S PATTERSON BLVD
DAYTON, OH 45409.1930
PH. 937.298.4631
EMAIL@SHELLANDMEYER.COM

8/4/2023 9:28:33 AM



APP Architecture
creative focused design
615 Woodside Drive, Englewood, Ohio 45322
T 937.836.8898 F 937.832.3696
www.app-arch.com



FACILITY RENOVATION
FAMILY HEALTH SERVICES OF DARKE COUNTY
5735 MEEKER ROAD, GREENVILLE, OH 45331

ISSUE

NO.	DATE	DESCRIPTION
1	08/04/2023	ADDENDUM 2

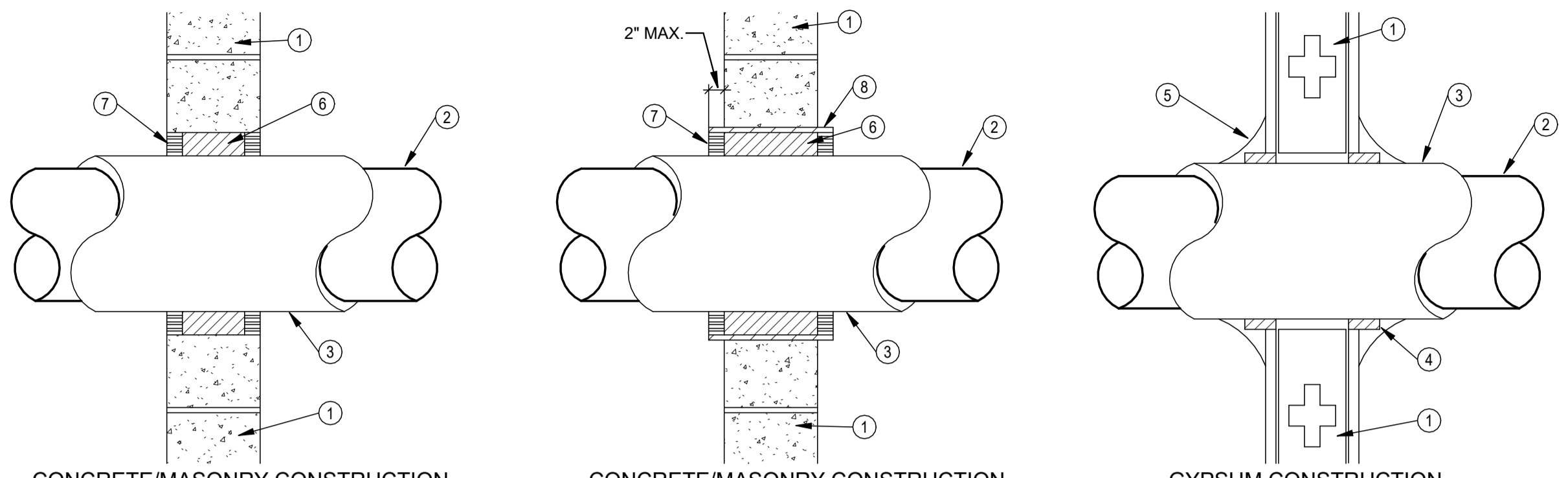
DATE 07/19/23
JOB NO. 3853.03
DRAWN JEY
CHECKED CRM

SHELL + MEYER ASSOCIATES INC
STRUCTURAL ENGINEERS
2202 S PATTERSON BLVD
DAYTON, OH 45409.1930
PH. 937.298.4631
EMAIL: SHELL@SHELLANDMEYER.COM

TITLE
FRAMING SECTIONS
SHEET NO.
S5.13

8/4/2023 9:28:32 AM

A



CONCRETE/MASONRY CONSTRUCTION
1/2" - 1.5" PIPES

CONCRETE/MASONRY CONSTRUCTION
2" AND LARGER PIPES

GYPSUM CONSTRUCTION
ALL PIPE SIZES

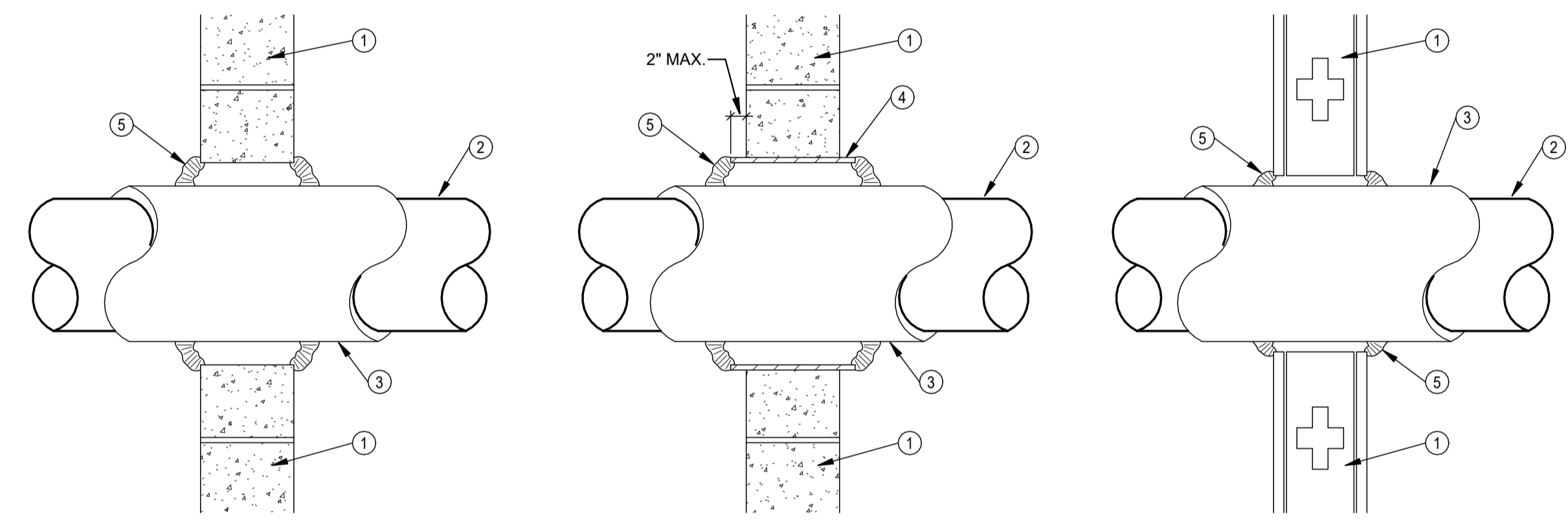
FIRESTOPPING MATERIALS/INSTALLATION

- MANUFACTURERS: 3M FIRE PROTECTION PRODUCTS HILTI FIRESTOP SYSTEMS
- FIRESTOPPING MATERIAL INSTALLATION SHALL BE PER THE MANUFACTURERS DETAILED INSTALLATION DIAGRAMS AND INSTRUCTIONS.
- F-RATING OF PENETRATION SHALL BE NO LESS THAN THE FIRE RATING OF THE WALL.
- SUBMITTAL SHALL INCLUDE PRODUCT DATA AND DETAILED INSTALLATION SYSTEM DIAGRAMS.

- 1 RATED WALL ASSEMBLY.
- 2 METALLIC PIPE OR TUBING.
- 3 PIPE INSULATION, CONTINUOUS THROUGH WALL OPENING, SEE SCHEDULE FOR THICKNESS.
- 4 APPROVED FIRESTOPPING VOID/CAVITY MATERIAL.
- 5 APPROVED FIRESTOPPING CAULK OR SEALANT.
- 6 PACKING MATERIAL, MINERAL WOOL BATT INSULATION.
- 7 APPROVED FIRESTOPPING CAULK OR SEALANT FLUSH WITH SURFACE OF WALL OR EDGE OF SLEEVE.
- 8 SCHEDULE 40 STEEL PIPE SLEEVE CAST OR GROUTED INTO WALL ASSEMBLY. ENDS FLUSH OR MAX. 2" BEYOND WALL SURFACE.

1 PIPE PENETRATIONS THRU FIRE RATED WALL
N.T.S.

B



CONCRETE/MASONRY CONSTRUCTION
1/2" - 1.5" PIPES

CONCRETE/MASONRY CONSTRUCTION
2" AND LARGER PIPES

GYPSUM CONSTRUCTION
ALL PIPE SIZES

GENERAL NOTE:

- A. SLEEVES ARE NOT REQUIRED IN THE FOLLOWING:
- IN FLOOR SLABS ON GRADE.
 - IN STUD AND GYPSUM BOARD OR PLASTER WALLS AND PARTITIONS WHICH ARE NOT FIRE RATED.
 - FOR UNINSULATED PIPE PASSING THRU MASONRY WALLS AND PARTITIONS AND STUD AND GYPSUM BOARD OR PLASTER WALLS AND PARTITIONS. SLEEVES ARE REQUIRED HOWEVER, FOR UNINSULATED CONDENSER WATER PIPING AND HYDRONIC HEAT PUMP PIPING FOR WHICH EXPANSION, CONTRACTION AND OTHER PIPE MOVEMENT CAN BE EXPECTED.
 - IN CORE DRILLED OPENINGS IN SOLID CONCRETE NOT REQUIRING WATER PROTECTION. SLEEVES ARE REQUIRED, HOWEVER, AT CORE DRILLING THRU HOLLOW PRE-CAST SLABS AND CONCRETE BLOCK WALLS, TO FACILITATE CONTAINMENT OF REQUIRED FIRESTOPPING MATERIAL.
 - IN LARGE FLOOR OPENINGS FOR MULTIPLE PIPE AND DUCT RISERS WHICH ARE WITHIN A FIRE RATED SHAFT, UNLESS THE OPENING IS TO BE CLOSED OFF WITH CONCRETE OR OTHER MATERIAL AFTER PIPE ARE SET.
- B. WHERE UNINSULATED PIPES REQUIRING NO PIPE SLEEVES PASS THRU NON-FIRE RATED FLOOR, WALL OR PARTITION, THE ANNULAR SPACE SHALL BE CLOSED WITH MATERIAL AND METHODS COMPATIBLE WITH THE WALL OR PARTITION MATERIAL (TYPE M MASONRY GROUT, DRYWALL JOINT COMPOUND, PLASTER, ETC.).

2 PIPE PENETRATIONS THRU NON-RATED WALL
N.T.S.

E

F

PIPE HANGER SCHEDULE - PLUMBING

GENERAL NOTES FOR PIPE HANGERS:

DESIGN SUPPORTS FOR MULTIPLE PIPES CAPABLE OF SUPPORTING COMBINED WEIGHT OF SUPPORTED SYSTEMS, SYSTEM CONTENTS, AND TEST WATER.

DESIGN SEISMIC-RESTRAINT HANGERS AND SUPPORTS FOR PIPING AND OBTAIN APPROVAL FROM AUTHORITIES HAVING JURISDICTION.

WELDING: QUALIFY PROCEDURES AND PERSONNEL ACCORDING TO ASME BOILER AND PRESSURE VESSEL CODE: SECTION IX.

ATTACHMENT OF PIPE HANGER RODS TO THE STRUCTURE SHALL BE WITH:

1. PRE-SET CONCRETE INSERTS.
2. AFTER-SET STEEL EXPANSION TYPE CONCRETE INSERTS.
3. BEAM CLAMPS FOR STEEL CONSTRUCTION EQUAL TO ANVIL FIG. 92, 93, OR 94. UTILIZE SWIVEL TYPE IN SLOPED STEEL CONSTRUCTION TO PROVIDE VERTICAL SUPPORT OF PIPE WITHOUT BENDING HANGER RODS.
4. SIDE BEAM BRACKET FOR WOOD CONSTRUCTION EQUAL TO ANVIL FIG. 206.
5. CHANNEL SUPPORT SYSTEM EQUAL TO UNISTRUT OR HILTI.

ATTACHMENT TO MANUFACTURED TRUSSES AND OTHER ENGINEERED STRUCTURAL MEMBERS AND SUPPORTS SHALL BE DONE IN ACCORDANCE WITH THE STRUCTURAL MANUFACTURER'S RECOMMENDATIONS. REFER TO THE ARCHITECTURAL AND STRUCTURAL DRAWINGS FOR TYPE OF ENGINEERED STRUCTURAL SYSTEMS BEING USED. CONNECTIONS TO THESE STRUCTURAL MEMBERS SHALL BE MADE WITH CONNECTION DEVICES AND METHODS APPROVED BY THE STRUCTURAL MANUFACTURER. PROVIDE ADDITIONAL SUPPORTS WITH SUPPLEMENTAL STEEL SHAPES WHEN SPACING BETWEEN STRUCTURAL MEMBERS EXCEEDS SPECIFIED DISTANCES.

ADJUST PIPE HANGERS TO PROPER ELEVATION AND SET HANGER RODS IN A VERTICAL POSITION BEFORE PIPE INSULATION IS INSTALLED.

THE FIRST TWO HANGERS ON PIPING CONNECTING TO MOTOR DRIVEN EQUIPMENT SHALL BE FITTED WITH A STEEL SPRING AND NEOPRENE VIBRATION ISOLATION SECTION SIMILAR TO MASON INDUSTRIES, NO. 30N.

TRAPEZE HANGERS FOR NUMEROUS PIPES RUN IN PARALLEL MAY BE UTILIZED. HORIZONTAL SUPPORT MEMBERS SHALL BE UNISTRUT TYPE SECTION WITH PIPE ROLLERS (TO ALLOW FOR EXPANSION TRAVEL) AND SPRING AND NUT CONNECTORS, SUSPENDED WITH HANGER RODS AND ATTACHMENTS SIMILAR TO INDIVIDUAL PIPE HANGER SUSPENSION.

SHORTENED EXTENDED LEGS OF PIPE RISER CLAMPS AS NEEDED TO MAINTAIN CONCEALMENT OF THE CLAMP WITHIN THE PIPE CHASE. INSURE THAT ADEQUATE SUPPORT IS STILL MAINTAINED.

HANGER ASSEMBLIES EXPOSED ON COMPLETION OF THE PROJECT SHALL BE PAINTED BEFORE INSTALLATION.

PIPE SUPPORTS FOR PIPE RUNNING ACROSS THE ROOF SHALL BE INSTALLED IN ACCORDANCE WITH THE MANUFACTURER'S INSTRUCTIONS AND AS DETAILED. INSTALL PROTECTIVE SLIP SHEETS OF ROOFING MEMBRANE UNDER THE BASES TO SATISFY REQUIREMENTS OF BOTH THE ROOFING MANUFACTURER AND THE SUPPORT SYSTEM MANUFACTURER.

IN PIPING SYSTEMS WITH MECHANICAL JOINT COUPLINGS, PIPE HANGERS SHALL BE PROVIDED ON HORIZONTAL PIPING AT NORMAL SPECIFIED INTERVALS AND, IN ADDITION, SO THAT NO PIPE SHALL BE LEFT UNSUPPORTED BETWEEN ANY TWO COUPLINGS NOR LEFT UNSUPPORTED WHENEVER A CHANGE IN DIRECTION TAKES PLACE. VERTICAL PIPING SHALL BE SUPPORTED AT NORMAL SPECIFIED INTERVALS OR EVERY OTHER PIPE LENGTH, WHICH EVER IS MORE FREQUENT. THE BASE OF THE RISER OR BASE FITTING SHALL BE SUPPORTED.

SYSTEM & SIZE	ORIENTATION & SIZE	SPACING
STEEL PIPING	VERTICAL	AT BASE AND 15 FT MAXIMUM
	HORIZONTAL 2" & SMALLER	8 FT.
	HORIZONTAL 2.5" - 6"	10 FT.
CAST IRON	VERTICAL	AT BASE AND 15 FT MAXIMUM
	HORIZONTAL	AT 10 FT. INTERVALS. SUPPORT EACH LENGTH OF PIPE NOT MORE THAN 18' FROM THE JOINT. SUPPORT TERMINAL ENDS OF HORIZONTAL RUNS AND BRANCHES AND EACH CHANGE IN DIRECTION. 5" AND LARGER PROVIDE BRACING TO PREVENT HORIZONTAL MOVEMENT IN ACCORDANCE WITH CISPI "SOIL PIPE AND FITTINGS HANDBOOK"
COPPER TUBING	VERTICAL	AT BASE AND 15 FT MAXIMUM
	HORIZONTAL 1.25" & SMALLER	6 FT.
	HORIZONTAL 1.5" - 2"	8 FT.
	HORIZONTAL 2.5" & LARGER	10 FT.

PIPE INSULATION SCHEDULE - PLUMBING

GENERAL NOTES:

QUALITY ASSURANCE
FIRE, SMOKE RATINGS: FLAME SPREAD RATING OF 25 OR LESS, SMOKE DEVELOPED RATING OF 50 OR LESS.

THICKNESSES SHALL CONFORM TO ASHRAE 90.1-2010 MINIMUMS.

GREEN GUARD INDOOR AIR QUALITY CERTIFIED.

EXECUTION
INSTALLATION PER MANUFACTURER'S RECOMMENDATIONS.

COLD SERVICE PIPE INSULATION AND VAPOR BARRIER/JACKET TO BE CONTINUOUS THRU FLOOR AND WALL SLEEVES AT ALL PIPE DEVICES AND PUMP CASINGS.

INSULATION AND VAPOR BARRIER TO BE CONTINUOUS AT PIPE HANGERS AND SUPPORTS ON HORIZONTAL PIPING. PROVIDE HARDWOOD INSERT SUPPORT FOR PIPES 2.5" AND LARGER.

VERTICAL PIPE SUPPORTS SHALL ATTACH DIRECTLY TO PIPE. INSULATE SUPPORT AND OTHER SURFACES WITH FLEXIBLE CLOSED CELL INSULATION, SAME THICKNESS AS SYSTEM INSULATION ON COLD SERVICE PIPES TO PREVENT CONDENSATION.

INSULATION MAY BE OMITTED ON HOT WATER VALVES AND DEVICES 2" AND SMALLER PIPE SIZE.

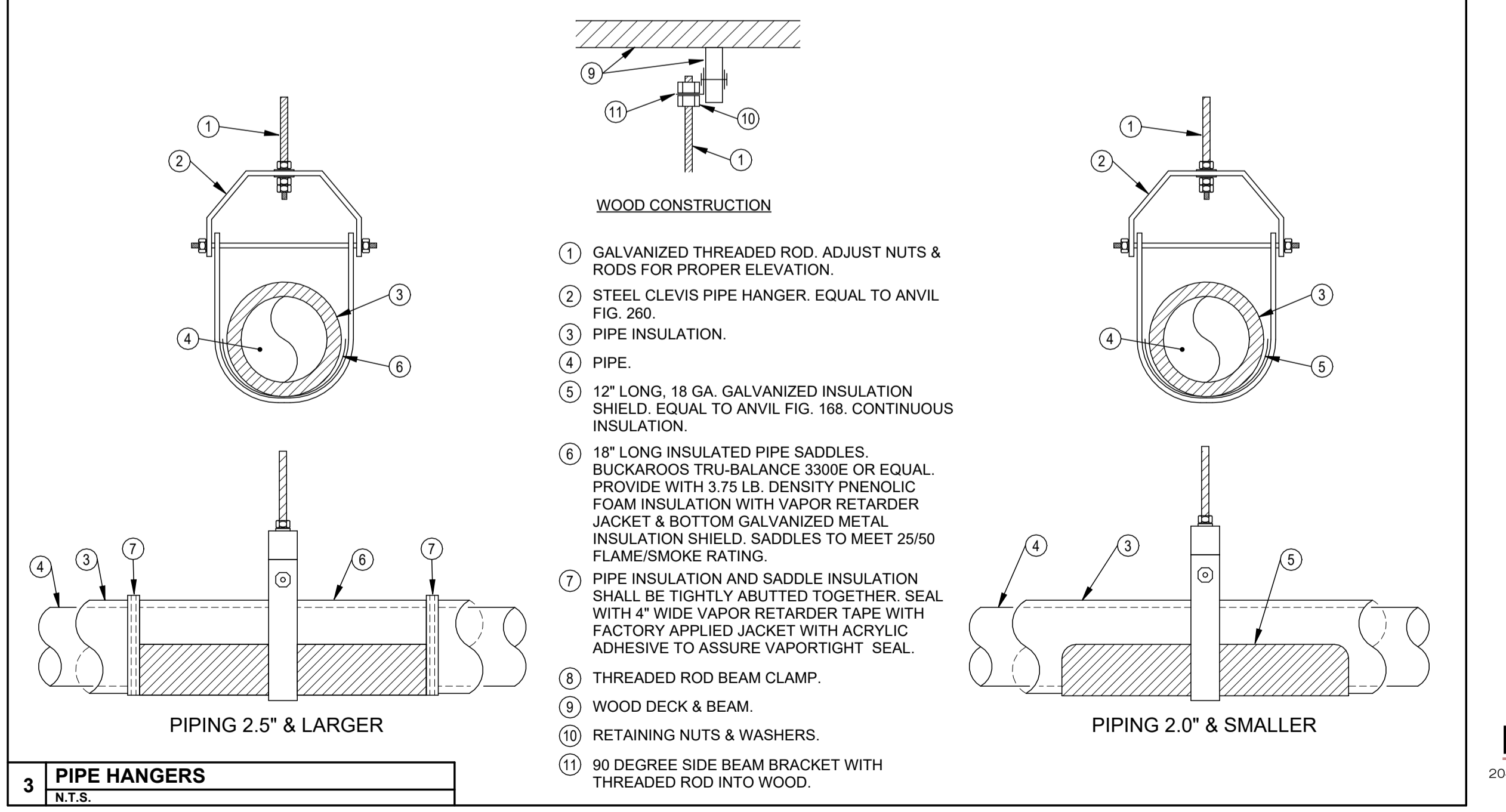
PRIMARY AND SECONDARY ROOF DRAIN SUMPS SHALL BE INSULATED WITH 1" THICK INSULATION.

THE FIRST 10 FEET OF SECONDARY STORM PIPING AFTER THE DRAIN SHALL BE INSULATED.

ABOVE GRADE SANITARY DRAINAGE RECEIVING CONDENSATE SHALL BE INSULATED AS INDICATED BELOW FOR CONDENSATE DRAINAGE. WHERE THE DRAIN SUMP IS EXPOSED ON THE FLOOR BELOW, IT TOO SHALL BE INSULATED WITH 1" INSULATION.

SYSTEM & SIZE	INSULATION THICKNESS	TYPE	LOCATION
DOMESTIC COLD WATER 1.5" & SMALLER	0.5"	F1, P1	INTERIOR
DOMESTIC COLD WATER 2" & LARGER	1"	F1, P1	INTERIOR
DOMESTIC HOT WATER, TEMPERED WATER, & HOT WATER RETURN 1.25" AND SMALLER	1"	F1, P1	INTERIOR
DOMESTIC HOT WATER, TEMPERED WATER, & HOT WATER RETURN 1.5" AND LARGER	1.5"	F1, P1	INTERIOR
INTERIOR HORIZONTAL STORM DRAINAGE	1"	F1, P1	INTERIOR
CONDENSATE DRAINAGE	1"	F1, P1	INTERIOR

TYPE	BASIS OF DESIGN	APPROVED EQUALS	DESCRIPTION
F1	OWENS-CORNING SSL-1-ASJ	KNAUF 1000" PIPE, JOHNS MANVILLE MICRO-LOK HP	* INORGANIC GLASS FIBER WITH RESIN BONDING. * K=0.24 @ 100 DEG. F. * 3.5 - 5.5 PCF. * PREFORMED TUBULAR. * WHITE FSRK JACKET. * LONGITUDINAL LAP WITH SELF-SEALING ADHESIVE. * ELBOWS, TEES, VALVES, CAPS, ETC., WHITE ONE PIECE, PREMOLDED 25/50 0.20" PVC FITTING COVERS WITH HIGH DENSITY FIBERGLASS INSULATION INSERTS SAME THICKNESS, K=0.26 EQUAL TO ZESTON OR PROTO.
P1	AEROFLEX - AEROCEL EPDM	RUBATEX	* PREFORMED, FLEXIBLE CLOSED CELL EPDM, TUBULAR INSULATION, OR SHEET INSULATION. * K=0.25 @ 75 DEG. F. * CLEAN PIPE SURFACE WITH DENATURED ALCOHOL PRIOR TO INSULATING.



3 PIPE HANGERS
N.T.S.

PIPING 2.5" & LARGER

PIPING 2.0" & SMALLER

NAUMAN & ZELINSKI LLC.
204 S. Ludlow Street Suite 400 Dayton, Ohio 45402
Phone (937) 233-3651 - Fax (937) 233-3849
PROJECT # 23007

APP Architecture
creative focused design
615 Woodside Drive, Englewood, Ohio 45322
T 937.436.8998 F 937.832.3696
www.app-arch.com

JEFFERY D. ZELINSKI
REGISTERED PROFESSIONAL ENGINEER
LICENSE #63822
EXPIRATION DATE 12/21/2023

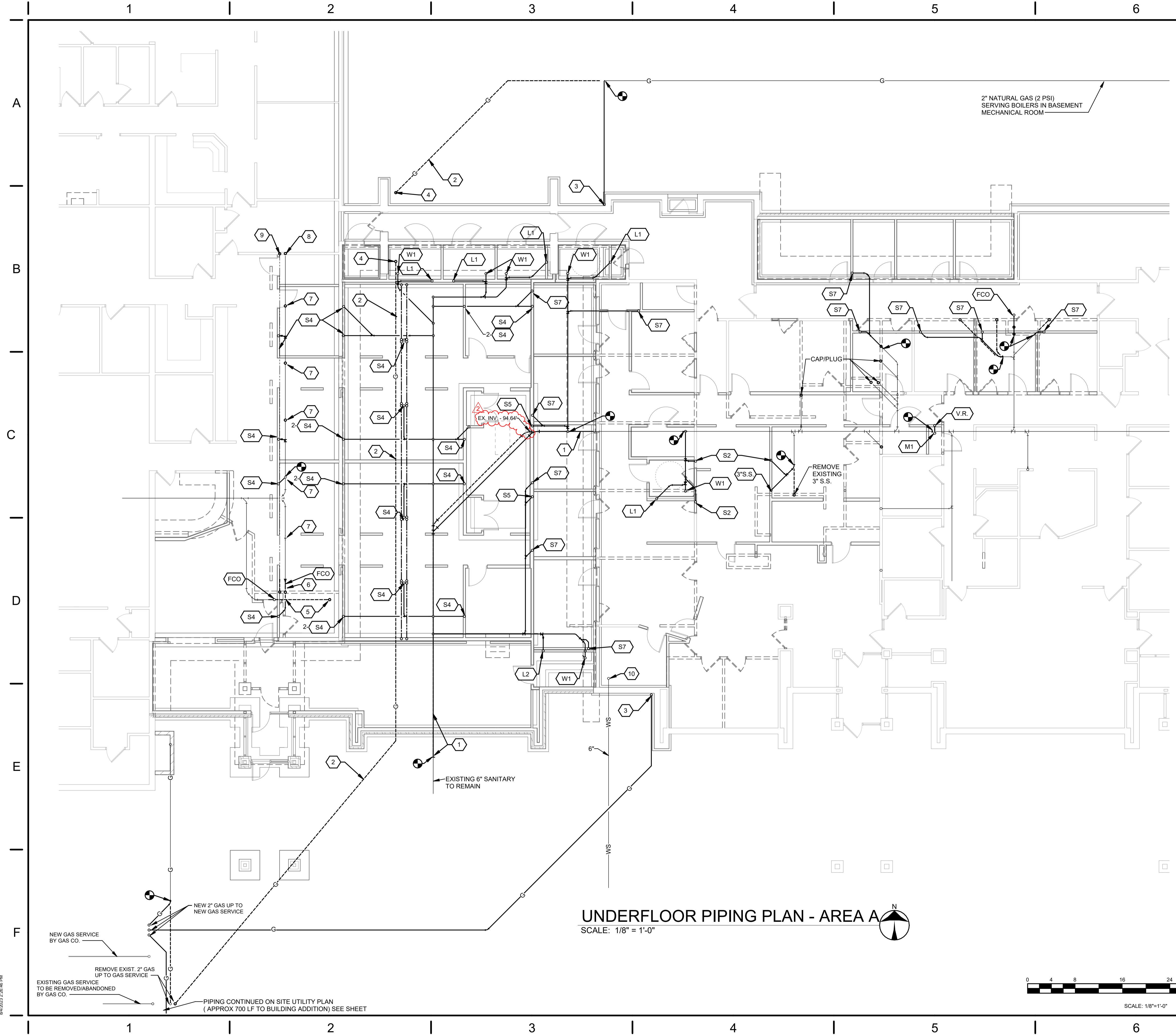
FAMILY HEALTH SERVICES OF DARKE COUNTY
5735 MEEKER ROAD, GREENVILLE, OH 45331

ISSUE

NO.	DATE	DESCRIPTION
07/19/23	07/19/23	ISSUE FOR PERMIT & CONSTRUCTION
2	08/04/23	ADDENDUM 2

DATE 07/19/2023
JOB NO. 3853.03
DRAWN D.E.G.
CHECKED J.D.Z.

COPYRIGHT © 2023 - App Architecture, Inc.
TITLE **MATERIAL SCHEDULES & GENERAL DETAILS**
SHEET NO. **P0.3**



- ### CONSTRUCTION NOTES
1. REMOVE EXISTING 6" SANITARY. TO BE REPLACED WITH NEW INTERIOR 6" SANITARY (SEE NEW WORK PLANS).
 2. REMOVE EXISTING 2" NATURAL GAS (2 PSI) PIPING THRU COURTYARD.
 3. NEW 2" 2 PSI GAS LINE UP. SEE FIRST FLOOR PLAN FOR CONTINUATION. PROVIDE ANODELESS RISER.
 4. EXISTING 2" GAS (2 PSI) UP TO CONNECTOR SOFFIT AND THRU CORRIDOR ATTIC SPACE AND DOWN AGAIN TO BE REMOVED.
 5. REMOVE EXISTING PIPING FROM REMOVED WATER CLOSET AND LAVATORY AND PROVIDE NEW FLOOR CLEANOUT OUTSIDE OF DENTAL ROOM.
 6. REMOVE EXISTING VENT PIPE, COLD WATER, HOT WATER IN WALL. EXTEND SANITARY TO NEW SINK. REMOVE UNDERFLOOR PIPING THAT BECOMES ACCESSIBLE. CAP AND ABANDON UNDERFLOOR WATER LINES.
 7. REMOVE WATER AND WASTE LINES SERVING SINK BEING REMOVED. REMOVE UNDERFLOOR PIPING THAT BECOMES ACCESSIBLE. CAP AND ABANDON UNDERFLOOR WATER LINES.
 8. EXISTING 2" VENT RISER TO REMAIN.
 9. REMOVE EXISTING HOT WATER RETURN RISER CAP AT FLOOR.
 10. EXISTING 6" COMBINED WATER SERVICE TO REMAIN.

APP Architecture
creative focused design

615 Woodside Drive, Englewood, Ohio 45322
T 937.836.8998 F 937.832.3696
www.app-arch.com



JEFFERY D. ZELINSKI, LICENSE #63822
EXPIRATION DATE 12/21/2023

FACILITY RENOVATION
FAMILY HEALTH SERVICES OF DARKE COUNTY
5735 MEEKER ROAD, GREENVILLE, OH 45331

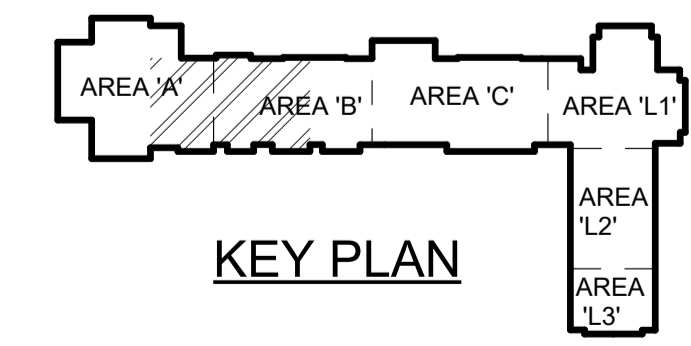
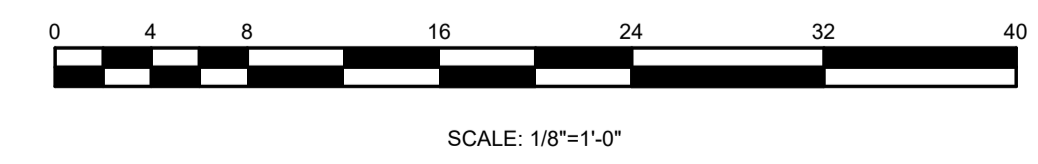
ISSUE		
NO.	DATE	DESCRIPTION
07/19/23	07/19/23	ISSUE FOR PERMIT & CONSTRUCTION
2	08/04/23	ADDENDUM 2

DATE	07/19/2023
JOB NO.	3853.03
DRAWN	D.E.G.
CHECKED	J.D.Z.

COPYRIGHT © 2023 - App Architecture, Inc.
TITLE
UNDERFLOOR PIPING PLAN AREA A and B

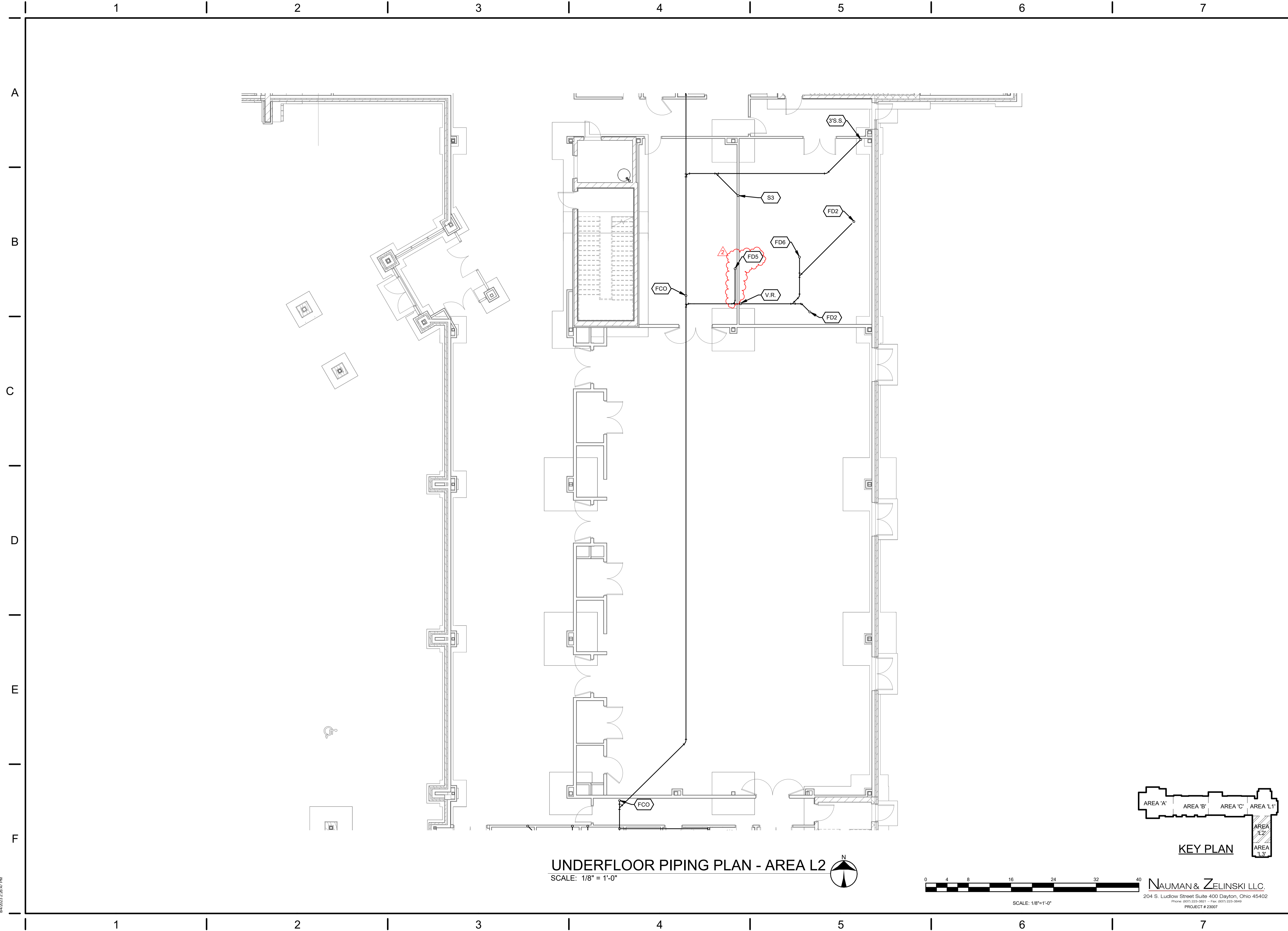
SHEET NO.
P2.1

UNDERFLOOR PIPING PLAN - AREA A
SCALE: 1/8" = 1'-0"

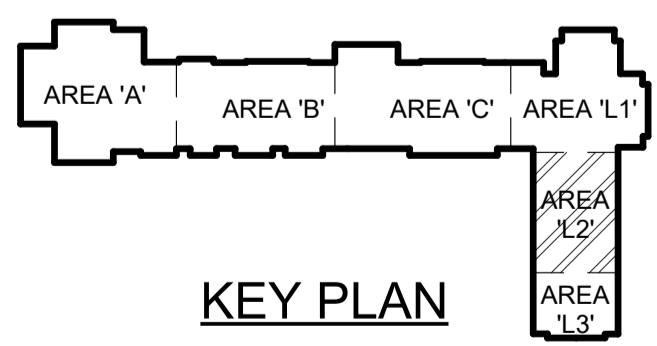
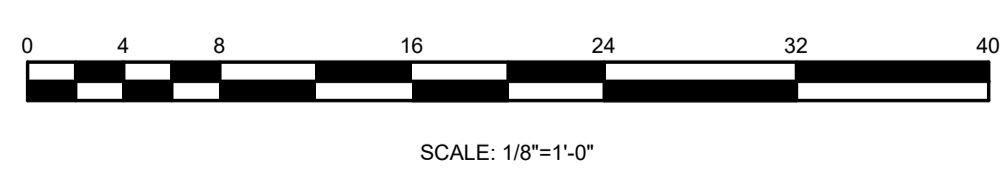


NAUMAN & ZELINSKI LLC.
204 S. Ludlow Street Suite 400 Dayton, Ohio 45402
Phone (937) 233-3851 - Fax (937) 233-3849
PROJECT # 23007

8/4/2023 2:26:46 PM




UNDERFLOOR PIPING PLAN - AREA L2
 SCALE: 1/8" = 1'-0"



KEY PLAN

NAUMAN & ZELINSKI LLC.
 204 S. Ludlow Street Suite 400 Dayton, Ohio 45402
 Phone: (937) 233-3851 - Fax: (937) 233-3849
 PROJECT # 23007

App Architecture
 creative focused design
 615 Woodside Drive, Englewood, Ohio 45322
 T 937.436.8998 F 937.832.3696
 www.app-arch.com



JEFFERY D. ZELINSKI, LICENSE #63822
 EXPIRATION DATE 12/21/2023

FACILITY RENOVATION
FAMILY HEALTH SERVICES OF
DARKE COUNTY
 5735 MEEKER ROAD, GREENVILLE, OH 45331

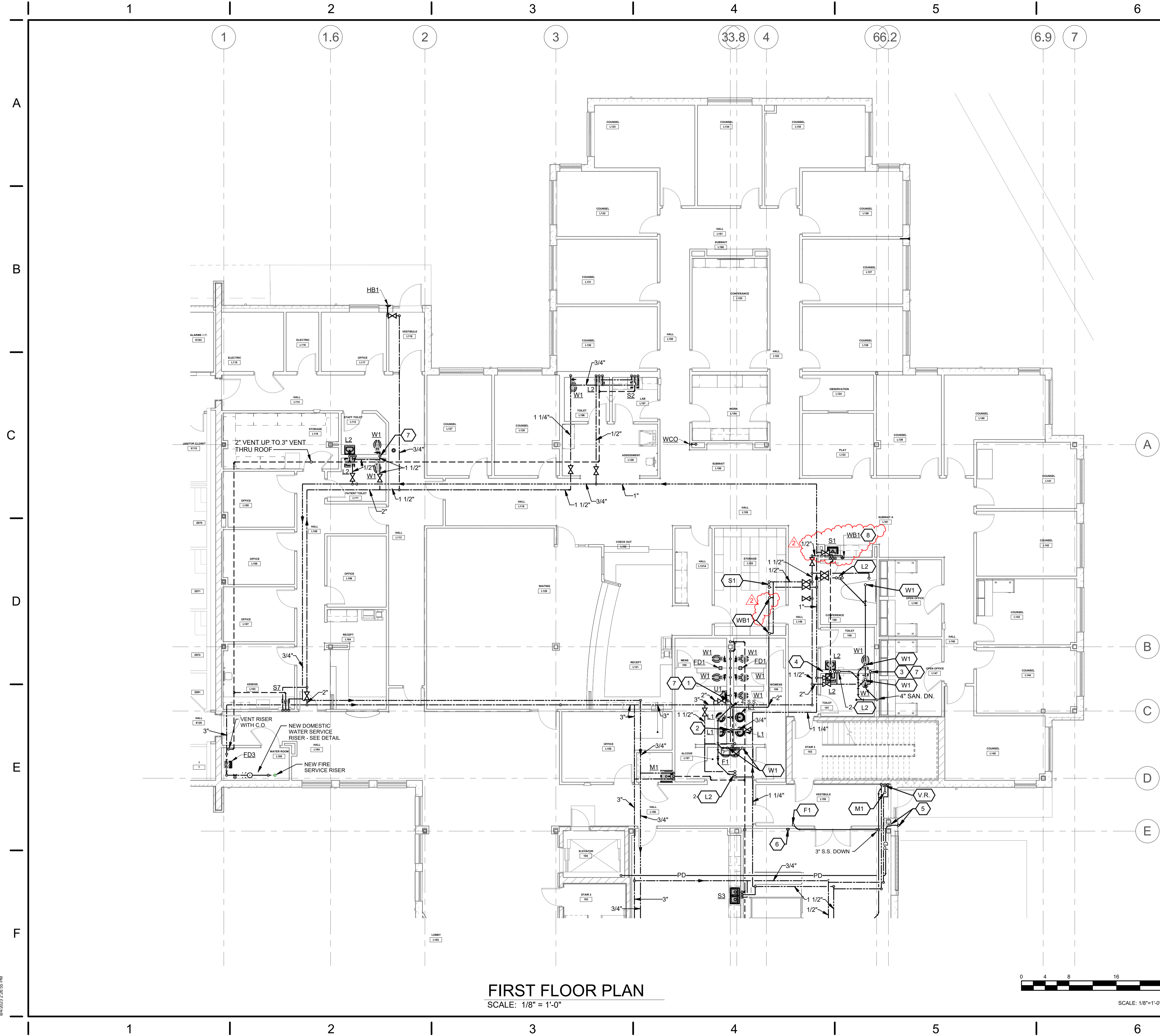
ISSUE		
NO.	DATE	DESCRIPTION
	07/19/23	ISSUE FOR PERMIT & CONSTRUCTION
2	08/04/23	ADDENDUM 2

DATE	07/19/2023
JOB NO.	3853.03
DRAWN	D.E.G.
CHECKED	J.D.Z.

COPYRIGHT © 2023 - App Architecture, Inc.
 TITLE
UNDERFLOOR PIPING
PLAN AREA L2

SHEET NO.
P2.3

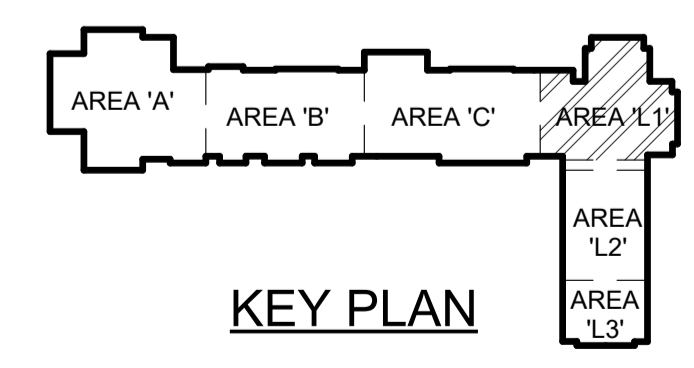
8/4/2023 2:26:47 PM



- ### CONSTRUCTION NOTES
1. DROP 2" COLD WATER IN CHASE AND RUN A FULL SIZE MANIFOLD AND SERVE EACH FIXTURE INDIVIDUALLY.
 2. DROP 1/2" HOT WATER IN CHASE AND SERVE EACH LAVATORY.
 3. 1 1/2" COLD WATER UP AND DOWN.
 4. 2" VENT UP .
 5. 1 1/2" ELEVATOR SUMP PUMP DISCHARGE. DROP 3" DOWN IN CHASE AND EXTEND TO OUTSIDE APPROX 18" A.F.F. PROVIDE DOWNSPOT NOZZLE WITH HINGED PERFORATED COVER ZURN # ZF199 (COLOR SELECTION BY ARCHITECT) ON OUTLET.
 6. ELEVATOR SUMP PUMP ALARM. SEE DETAIL SHEET P5.1.
 7. PROVIDE WATER HAMMER ARRESTOR AT TOP OF DROP.
 8. MOUNT WALL BOX ABOVE COUNTERTOP BACKSPLASH (APPROX 3'-8 TO BOTTOM). CONNECT TO COUNTERTOP COFFEE MAKER.

FLOOR PENETRATION NOTE

PER OBC SECTION 714.5.2, ALL PENETRATIONS THROUGH NON-FIRE RESISTANCE RATED FLOOR ASSEMBLIES SHALL BE FIRE SEALED.



FIRST FLOOR PLAN
SCALE: 1/8" = 1'-0"



NAUMAN & ZELINSKI LLC.
204 S. Ludlow Street Suite 400 Dayton, Ohio 45402
Phone: (937) 233-3851 - Fax: (937) 233-3849
PROJECT # 23007

APP Architecture
creative focused design
615 Woodside Drive, Englewood, Ohio 45322
T 937.836.8998 F 937.832.3696
www.app-arch.com



FACILITY RENOVATION
FAMILY HEALTH SERVICES OF DARKE COUNTY
5735 MEEKER ROAD, GREENVILLE, OH 45331

ISSUE

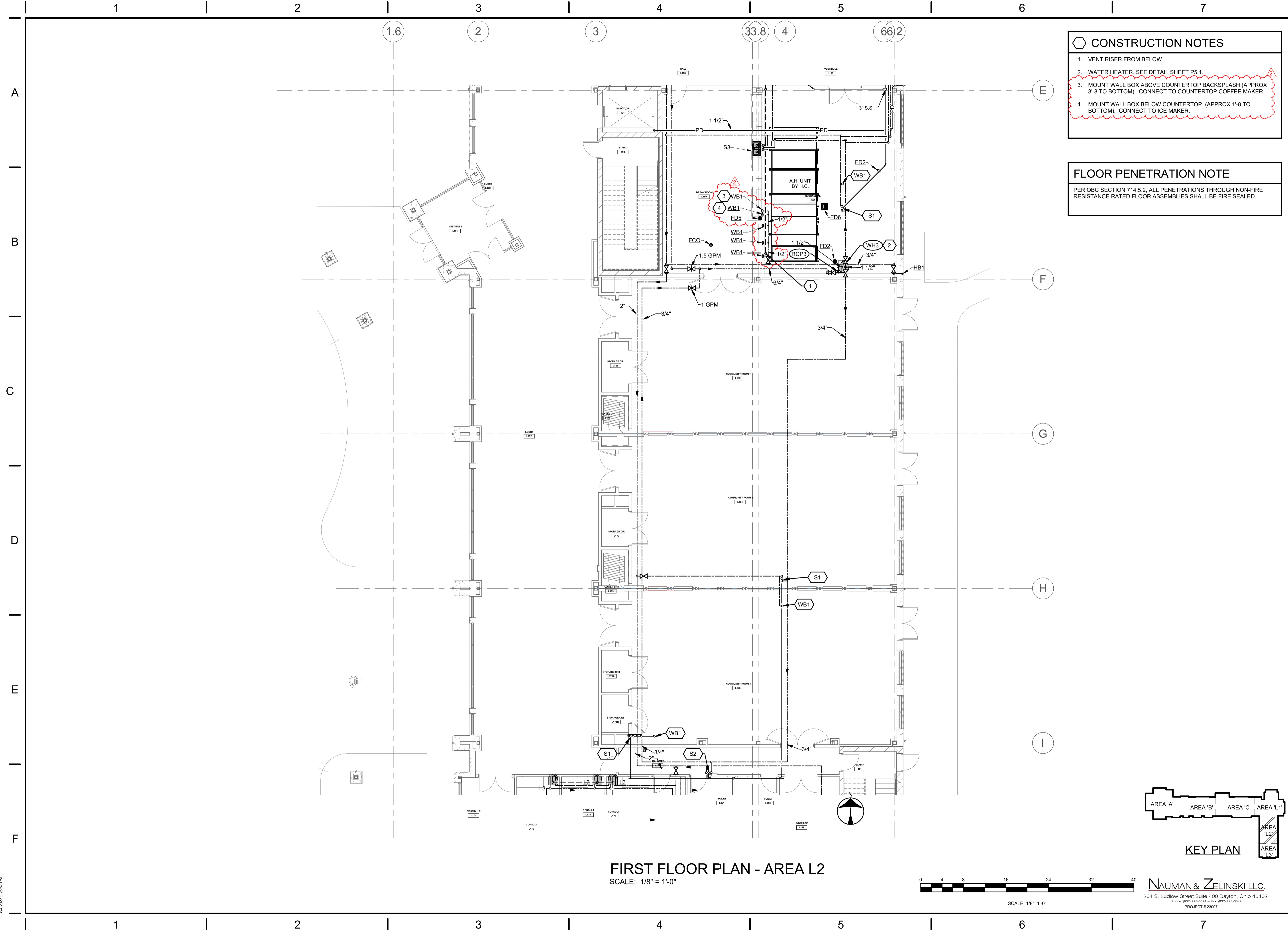
NO.	DATE	DESCRIPTION
07/19/23	07/19/23	ISSUE FOR PERMIT & CONSTRUCTION
2	08/04/23	ADDENDUM 2

DATE	07/19/2023
JOB NO.	3853.03
DRAWN	D.E.G.
CHECKED	J.D.Z.

TITLE
NEW WORK FIRST FLOOR PLAN AREA L1

SHEET NO.
P3.3

8/4/2023 2:26:55 PM

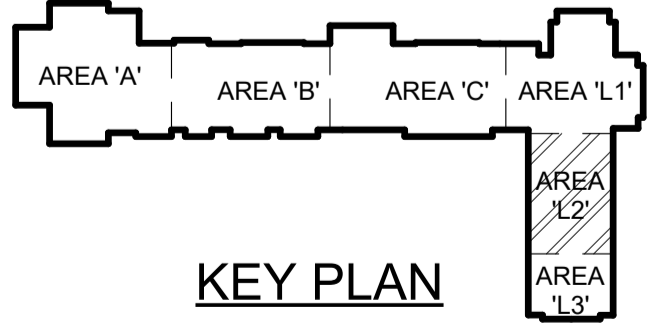


CONSTRUCTION NOTES

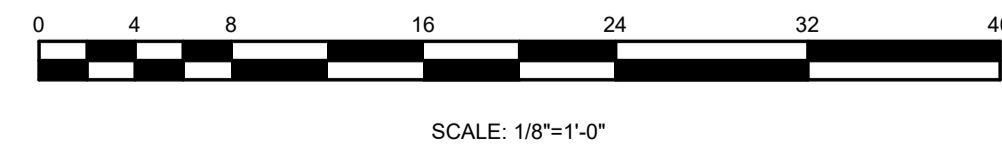
1. VENT RISER FROM BELOW.
2. WATER HEATER. SEE DETAIL SHEET P5.1.
3. MOUNT WALL BOX ABOVE COUNTERTOP BACKSPASH (APPROX 3'-8" TO BOTTOM). CONNECT TO COUNTERTOP COFFEE MAKER.
4. MOUNT WALL BOX BELOW COUNTERTOP (APPROX 1'-8" TO BOTTOM). CONNECT TO ICE MAKER.

FLOOR PENETRATION NOTE

PER OBC SECTION 714.5.2, ALL PENETRATIONS THROUGH NON-FIRE RESISTANCE RATED FLOOR ASSEMBLIES SHALL BE FIRE SEALED.




FIRST FLOOR PLAN - AREA L2
SCALE: 1/8" = 1'-0"



NAUMAN & ZELINSKI LLC.
204 S. Ludlow Street Suite 400 Dayton, Ohio 45402
Phone: (937) 233-3651 Fax: (937) 233-3849
PROJECT # 23007

App Architecture
creative focused design
615 Woodside Drive, Englewood, Ohio 45322
T 937.836.8998 F 937.832.3696
www.app-arch.com



FAMILY HEALTH SERVICES OF DARKE COUNTY
FACILITY RENOVATION
5735 MEEKER ROAD, GREENVILLE, OH 45331

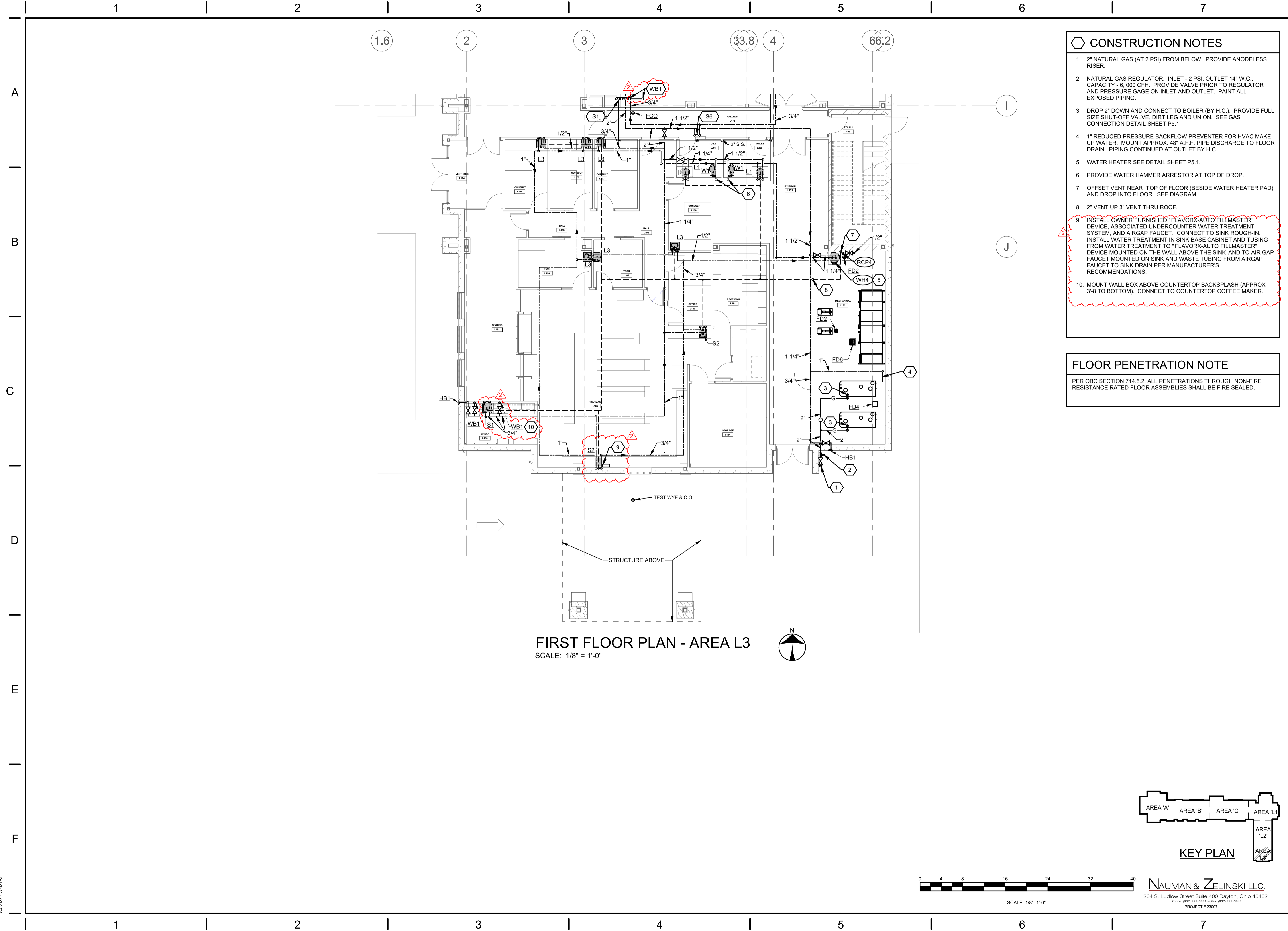
ISSUE		
NO.	DATE	DESCRIPTION
1	07/19/23	ISSUE FOR PERMIT & CONSTRUCTION
2	08/04/23	ADDENDUM 2

DATE	07/19/2023
JOB NO.	3853.03
DRAWN	D.E.G.
CHECKED	J.D.Z.

TITLE
NEW WORK FIRST FLOOR PLAN AREA L2

SHEET NO.
P3.4

8/4/2023 2:26:57 PM



FIRST FLOOR PLAN - AREA L3
SCALE: 1/8" = 1'-0"

- CONSTRUCTION NOTES**
- 2" NATURAL GAS (AT 2 PSI) FROM BELOW. PROVIDE ANODELESS RISER.
 - NATURAL GAS REGULATOR. INLET - 2 PSI, OUTLET 1/4" W.C., CAPACITY - 6,000 CFH. PROVIDE VALVE PRIOR TO REGULATOR AND PRESSURE GAGE ON INLET AND OUTLET. PAINT ALL EXPOSED PIPING.
 - DROP 2" DOWN AND CONNECT TO BOILER (BY H.C.). PROVIDE FULL SIZE SHUT-OFF VALVE, DIRT LEG AND UNION. SEE GAS CONNECTION DETAIL SHEET P5.1
 - 1" REDUCED PRESSURE BACKFLOW PREVENTER FOR HVAC MAKE-UP WATER. MOUNT APPROX. 48" A.F.F. PIPE DISCHARGE TO FLOOR DRAIN. PIPING CONTINUED AT OUTLET BY H.C.
 - WATER HEATER SEE DETAIL SHEET P5.1.
 - PROVIDE WATER HAMMER ARRESTOR AT TOP OF DROP.
 - OFFSET VENT NEAR TOP OF FLOOR (BESIDE WATER HEATER PAD) AND DROP INTO FLOOR. SEE DIAGRAM.
 - 2" VENT UP 3" VENT THRU ROOF.
 - INSTALL OWNER FURNISHED "FLAVORX-AUTO FILLMASTER" DEVICE, ASSOCIATED UNDERCOUNTER WATER TREATMENT SYSTEM, AND AIRGAP FAUCET. CONNECT TO SINK ROUGH-IN. INSTALL WATER TREATMENT IN SINK BASE CABINET AND TUBING FROM WATER TREATMENT TO "FLAVORX-AUTO FILLMASTER" DEVICE MOUNTED ON THE WALL ABOVE THE SINK AND TO AIR GAP FAUCET MOUNTED ON SINK AND WASTE TUBING FROM AIRGAP FAUCET TO SINK DRAIN PER MANUFACTURER'S RECOMMENDATIONS.
 - MOUNT WALL BOX ABOVE COUNTERTOP BACKSPLASH (APPROX 3'-8" TO BOTTOM). CONNECT TO COUNTERTOP COFFEE MAKER.

FLOOR PENETRATION NOTE
PER OBC SECTION 714.5.2, ALL PENETRATIONS THROUGH NON-FIRE RESISTANCE RATED FLOOR ASSEMBLIES SHALL BE FIRE SEALED.

APP Architecture
creative focused design
615 Woodside Drive, Englewood, Ohio 45322
T 937.836.8998 F 937.832.3696
www.app-arch.com

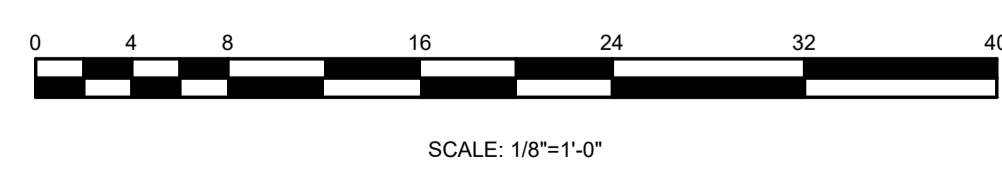
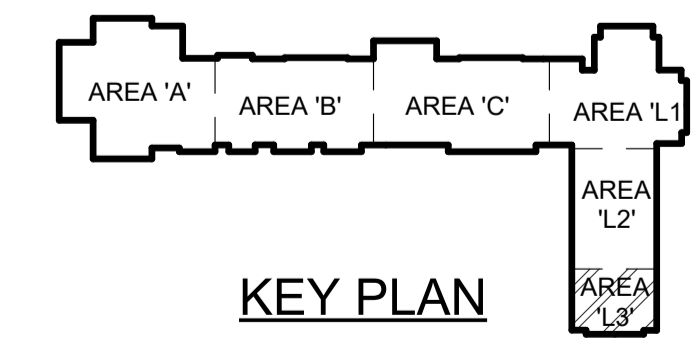


JEFFERY D. ZELINSKI, LICENSE #63822
EXPIRATION DATE 12/21/2023

FACILITY RENOVATION
FAMILY HEALTH SERVICES OF
DARKE COUNTY
5735 MEEKER ROAD, GREENVILLE, OH 45331

ISSUE

NO.	DATE	DESCRIPTION
1	07/19/23	ISSUE FOR PERMIT & CONSTRUCTION
2	08/04/23	ADDENDUM 2



NAUMAN & ZELINSKI LLC.
204 S. Ludlow Street Suite 400 Dayton, Ohio 45402
Phone (937) 233-3651 - Fax (937) 523-3849
PROJECT # 23007

DATE 07/19/2023
JOB NO. 3853.03
DRAWN D.E.G.
CHECKED J.D.Z.
COPYRIGHT © 2023 - App Architecture, Inc.
TITLE
NEW WORK FIRST FLOOR PLAN AREA L3
SHEET NO.
P3.5

8/4/2023 2:27:02 PM



- CONSTRUCTION NOTES**
- SUPPLY RISER(S) FROM BELOW. SEE FIRST FLOOR PLAN.
 - 3" VENT THRU ROOF.
 - VENT PIPE IN ATTIC.
 - 2" COLD WATER FROM BELOW TO SERVE WATER CLOSETS.
 - VENT RISER FROM BELOW.
 - EXTEND PIPING UP TO ABOVE CEILING AND PROVIDE WATER HAMMER ARRESTOR AT TOP OF RISER.
 - MOUNT WALL BOX ABOVE COUNTERTOP BACKSPLASH (APPROX 3'-8" TO BOTTOM). CONNECT TO COUNTERTOP COFFEE MAKER.

FLOOR PENETRATION NOTE

PER OBC SECTION 714.5.2, ALL PENETRATIONS THROUGH NON-FIRE RESISTANCE RATED FLOOR ASSEMBLIES SHALL BE FIRE SEALED.

App Architecture
creative focused design

615 Woodside Drive, Englewood, Ohio 45322
T 937.436.8998 F 937.832.3696
www.app-arch.com



JEFFERY D. ZELINSKI, LICENSE #63822
EXPIRATION DATE 12/21/2023

FACILITY RENOVATION
FAMILY HEALTH SERVICES OF DARKE COUNTY
5735 MEEKER ROAD, GREENVILLE, OH 45331

ISSUE

NO.	DATE	DESCRIPTION
07/19/23	07/19/2023	ISSUE FOR PERMIT & CONSTRUCTION
2	08/04/23	ADDENDUM 2

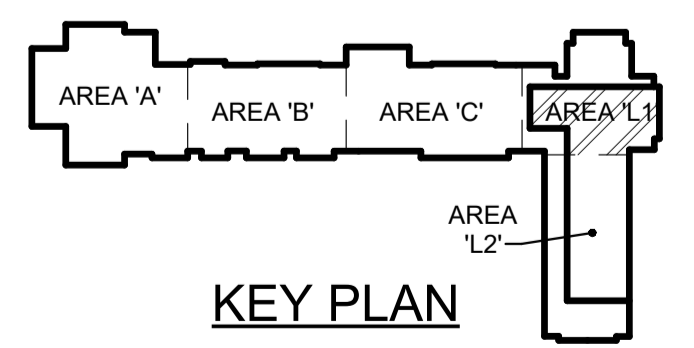
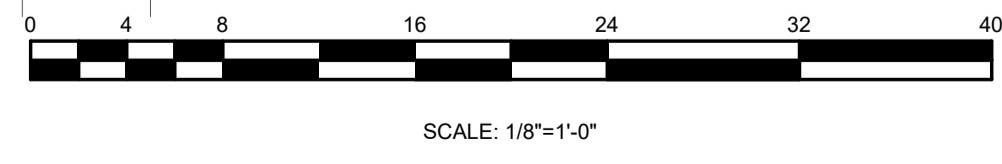
DATE	07/19/2023
JOB NO.	3853.03
DRAWN	D.E.G.
CHECKED	J.D.Z.

COPYRIGHT © 2023 - App Architecture, Inc.

TITLE
NEW WORK SECOND FLOOR PLAN AREA L1

SHEET NO.
P3.6

SECOND FLOOR PLAN - AREA L1
SCALE: 1/8" = 1'-0"



NAUMAN & ZELINSKI LLC.
204 S. Ludlow Street Suite 400 Dayton, Ohio 45402
Phone (937) 233-3651 - Fax (937) 233-3849
PROJECT # 23007

8/4/2023 2:27:06 PM



CONSTRUCTION NOTES

- SUPPLY RISER(S) FROM BELOW. SEE FIRST FLOOR PLAN.
- 1 1/2" VENT UP. 3" VENT THRU ROOF.
- VENT PIPE IN ATTIC.
- MOUNT WALL BOX ABOVE COUNTERTOP BACKSPLASH (APPROX 3'-8" TO BOTTOM). CONNECT TO COUNTERTOP COFFEE MAKER.

FLOOR PENETRATION NOTE

PER OBC SECTION 714.5.2, ALL PENETRATIONS THROUGH NON-FIRE RESISTANCE RATED FLOOR ASSEMBLIES SHALL BE FIRE SEALED.

APP Architecture
creative focused design

615 Woodside Drive, Englewood, Ohio 45322
T 937.836.8998 F 937.832.3696
www.app-arch.com

STATE OF OHIO
JEFFERY D. ZELINSKI
REGISTERED PROFESSIONAL ENGINEER
JEFFERY D. ZELINSKI, LICENSE #63822
EXPIRATION DATE 12/21/2023

FAMILY HEALTH SERVICES OF DARKE COUNTY

FACILITY RENOVATION
5735 MEEKER ROAD, GREENVILLE, OH 45331

ISSUE

NO.	DATE	DESCRIPTION
07/19/23	07/19/23	ISSUE FOR PERMIT & CONSTRUCTION
2	08/04/23	ADDENDUM 2

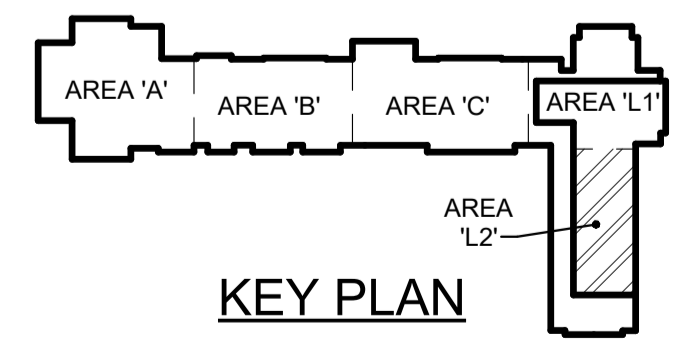
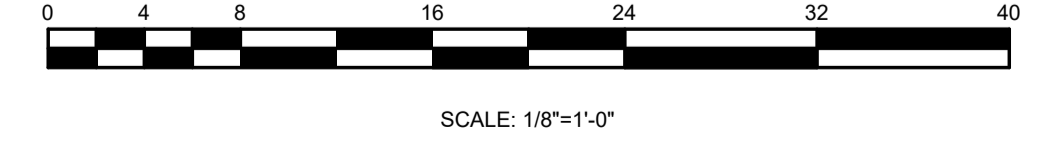
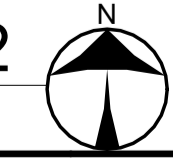
DATE	07/19/2023
JOB NO.	3853.03
DRAWN	D.E.G.
CHECKED	J.D.Z.

COPYRIGHT © 2023 - App Architecture, Inc.

TITLE
NEW WORK SECOND FLOOR PLAN AREA L2

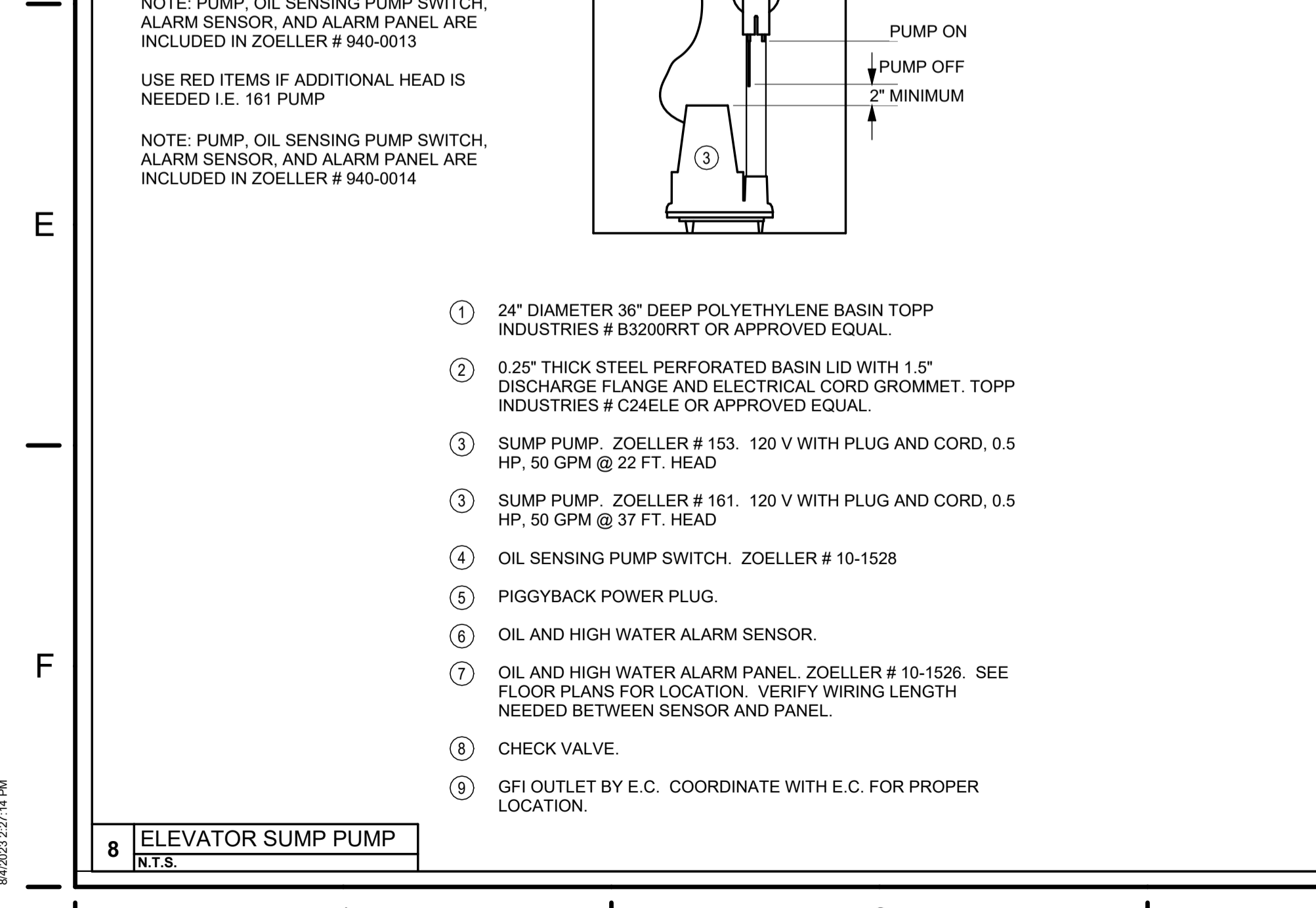
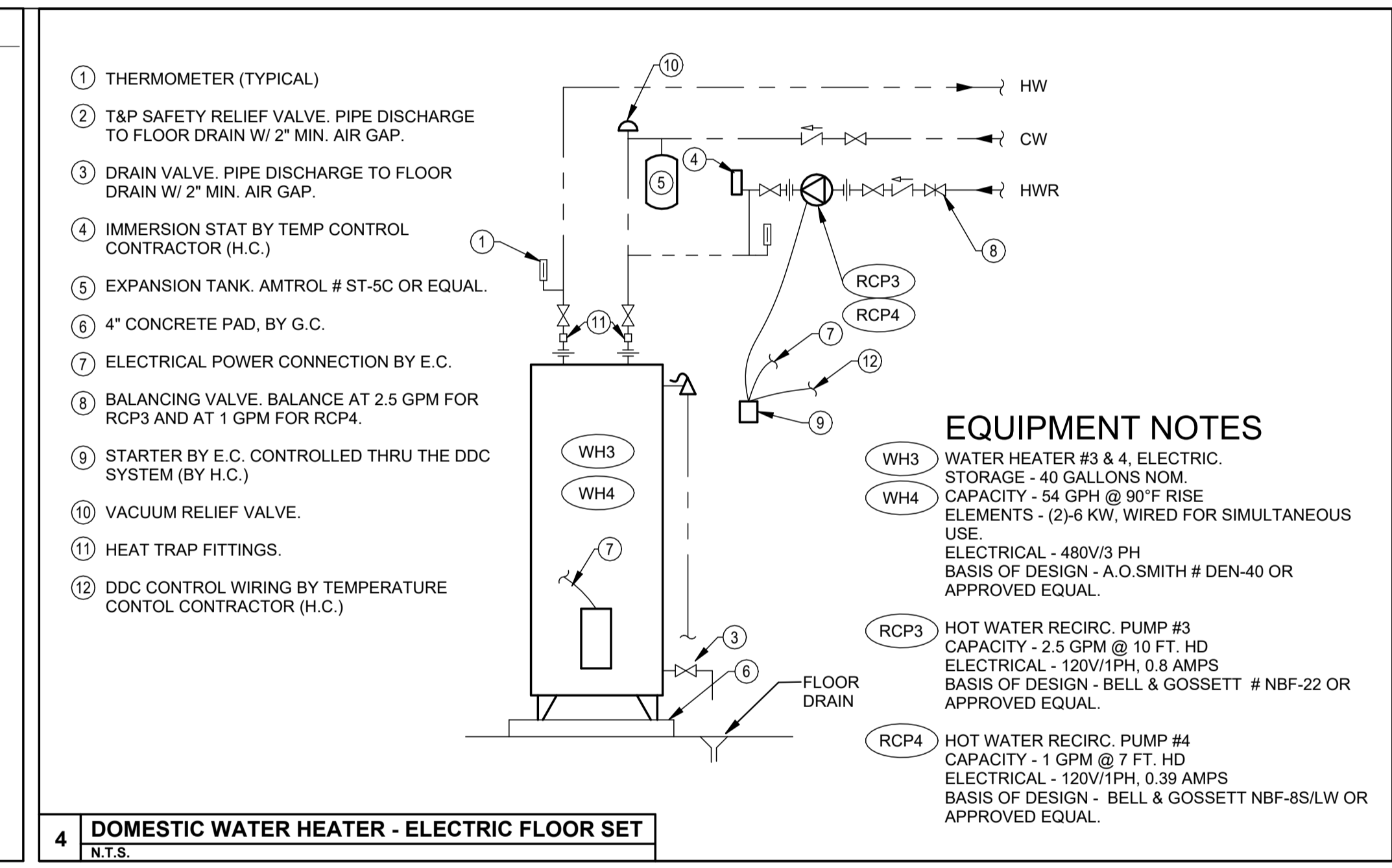
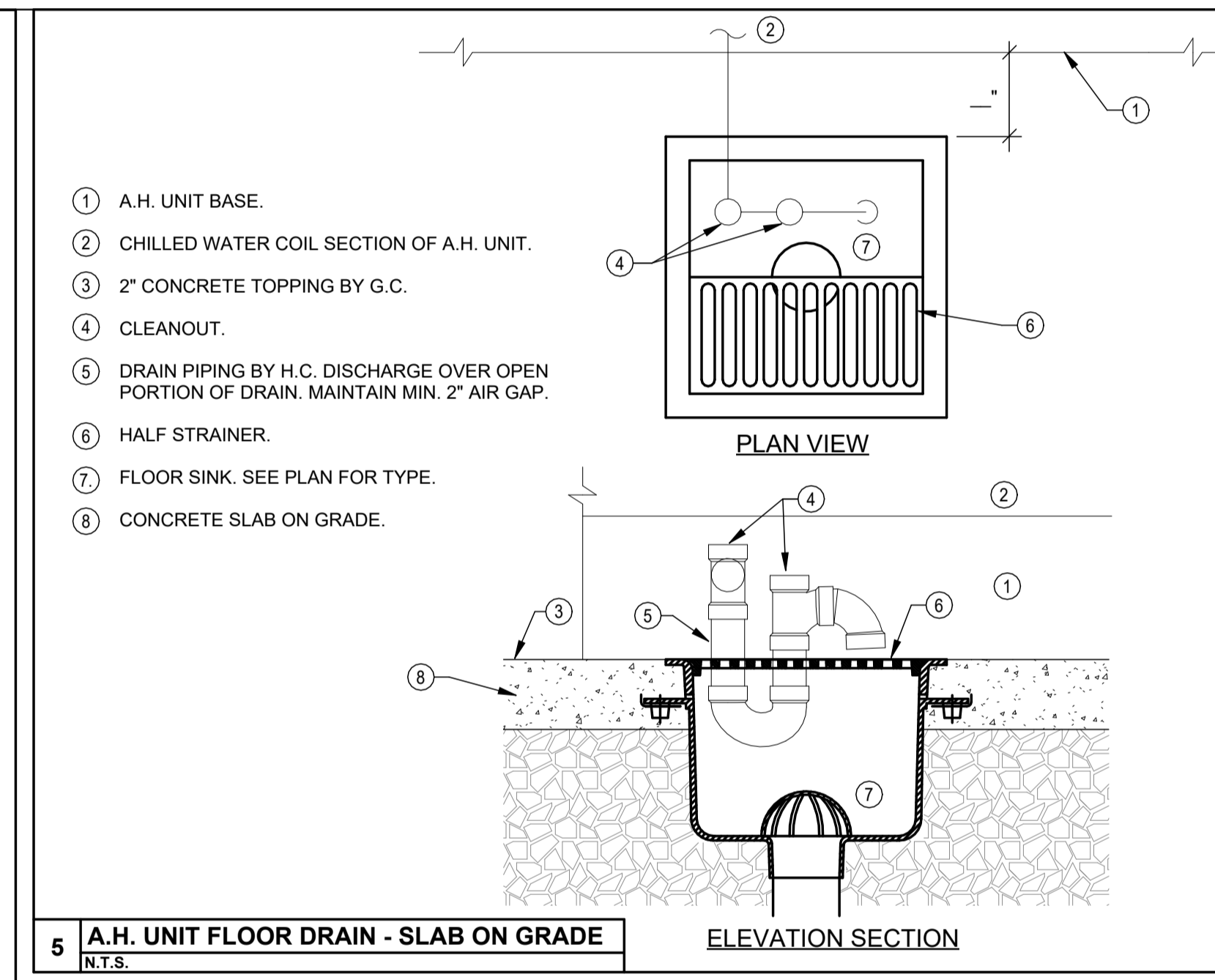
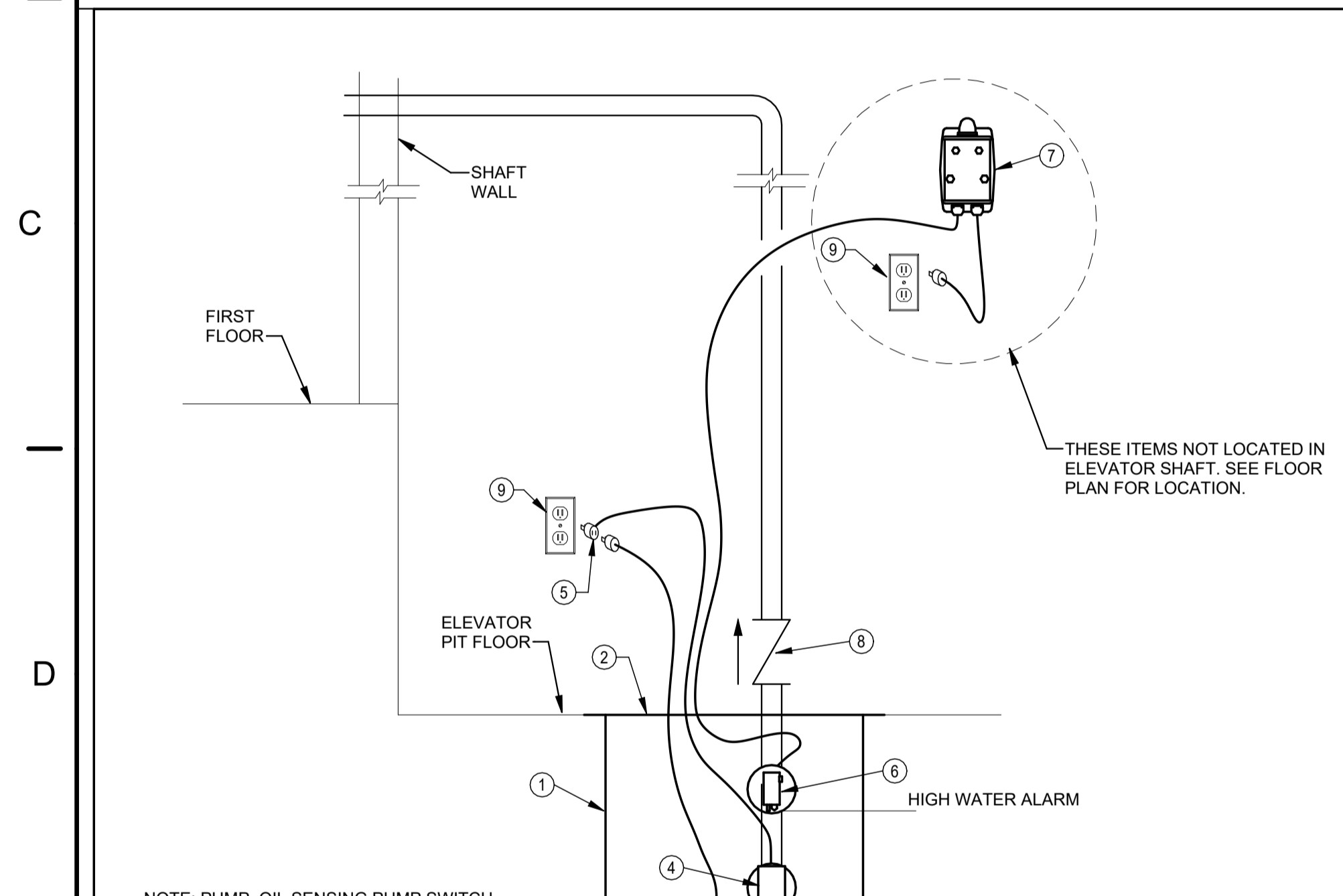
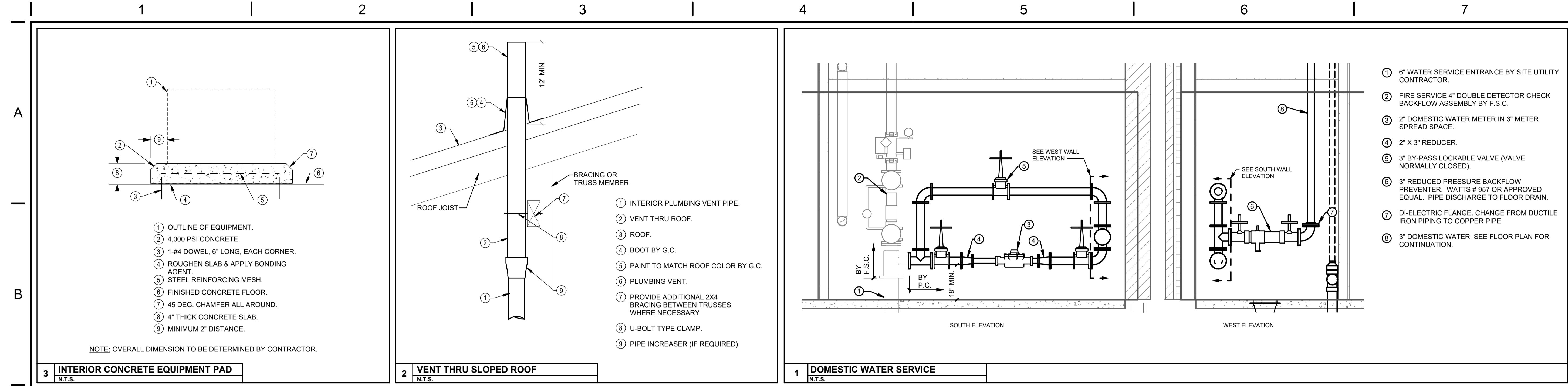
SHEET NO.
P3.7

SECOND FLOOR PLAN AREA L2
SCALE: 1/8" = 1'-0"



NAUMAN & ZELINSKI LLC.
204 S. Ludlow Street Suite 400 Dayton, Ohio 45402
Phone (937) 233-3851 - Fax (937) 233-3849
PROJECT # 23007

8/4/2023 2:27:10 PM

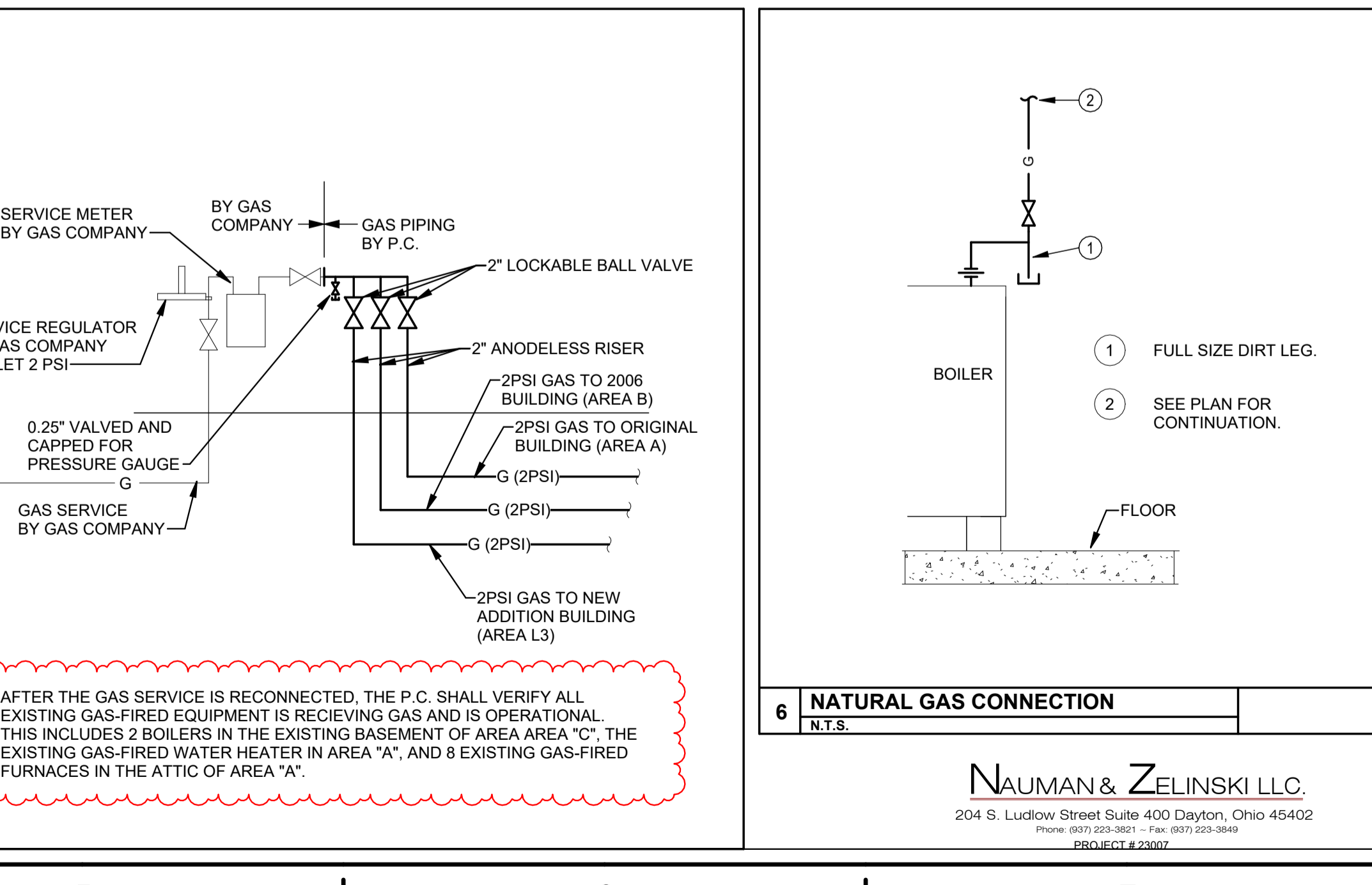


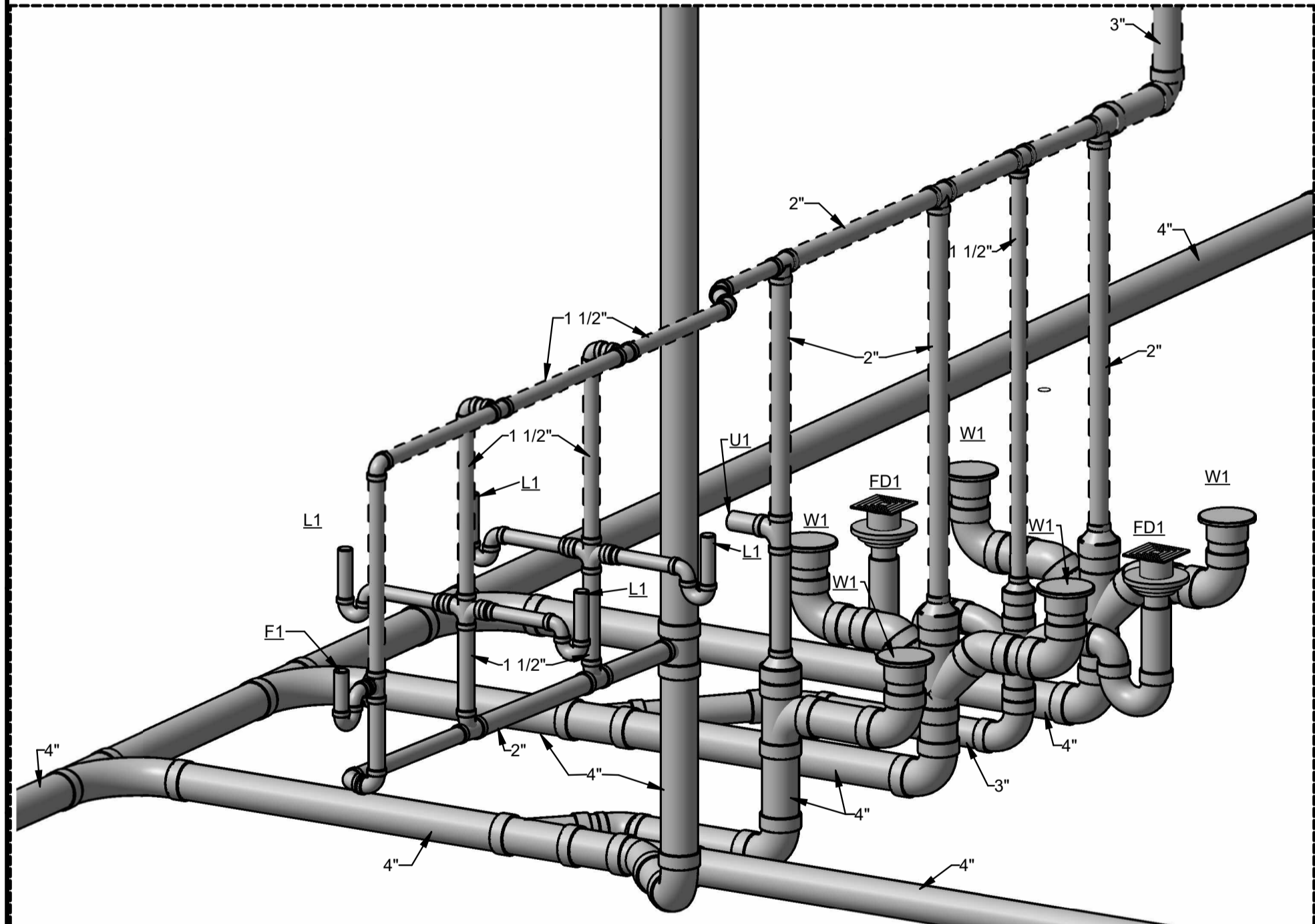
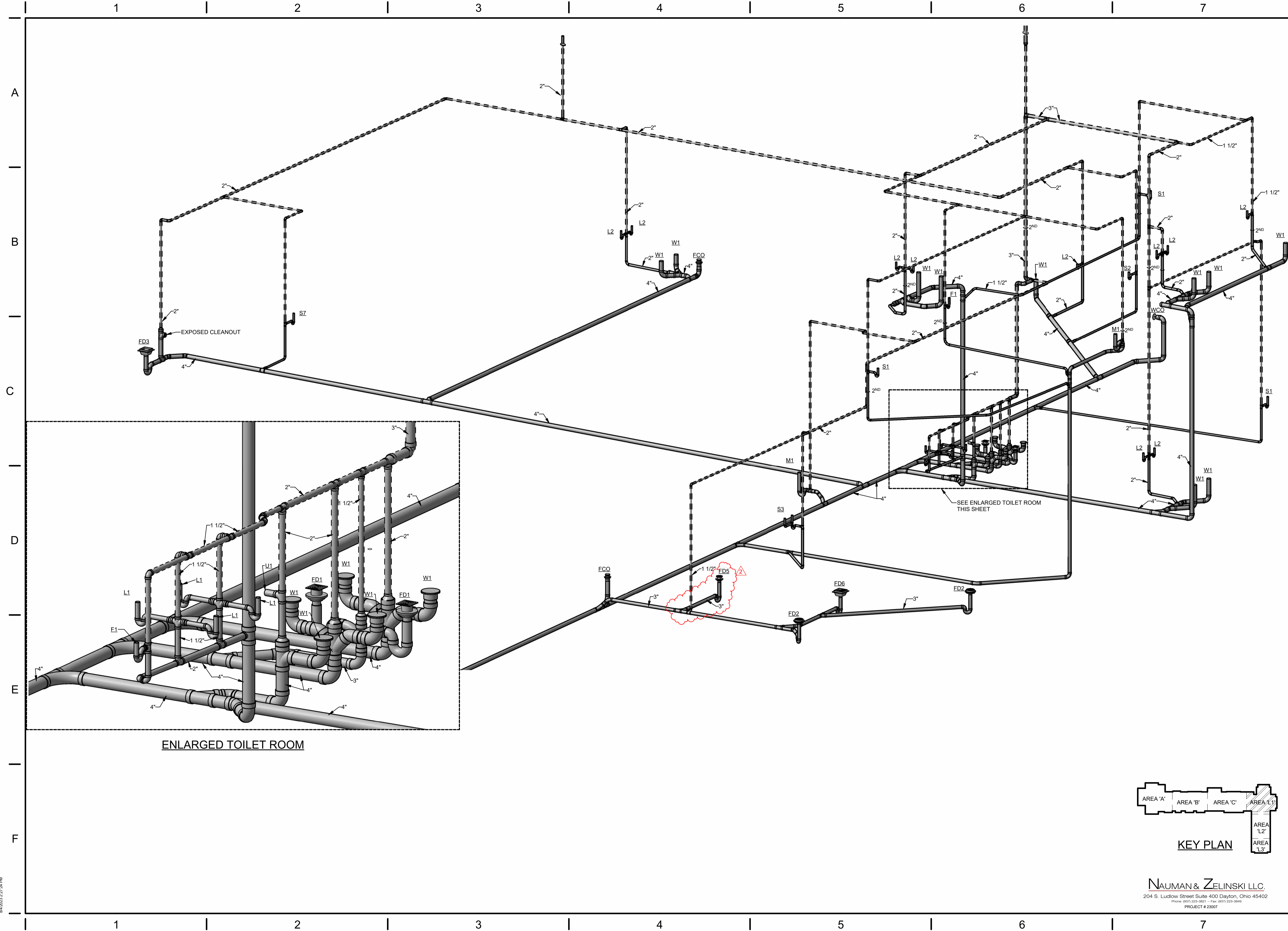
GAS LOAD SCHEDULE

GENERAL NOTES

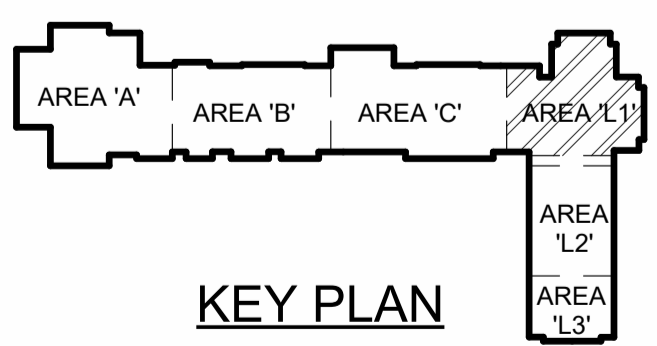
- PIPING SIZED USING THE LONGEST LENGTH METHOD.
- HIGH PRESSURE (2 PSI.) GAS PIPING SIZED USING TABLE 402.4(5) OF THE 2015 IFC
- LOW PRESSURE (7" W.C.) GAS PIPING SIZED USING TABLE...

ITEM	LOAD	
EXISTING WATER HEATER	50	CFH
EXISTING FURNACES F1-F4, F7, & F8 6 @ 80 CFH EA	480	CFH
EXISTING FURNACES F5 & F6 2 @ 120 CFH EA	240	CFH
EXISTING ROOFTOP UNIT	150	CFH
EXISTING BOILERS 2 @ 400 CFH EA	800	CFH
NEW BOILERS 2 @ 1,500 CFH EA	3,000	CFH
TOTAL	4,720	CFH





ENLARGED TOILET ROOM



KEY PLAN

App Architecture
creative focused design
615 Woodside Drive, Englewood, Ohio 45322
T 937.836.8998 F 937.832.3596
www.app-arch.com



JEFFERY D. ZELINSKI, LICENSE #63822
EXPIRATION DATE 12/21/2023

FACILITY RENOVATION
**FAMILY HEALTH SERVICES OF
DARKE COUNTY**
5735 MEEKER ROAD, GREENVILLE, OH 45331

ISSUE	
NO.	DESCRIPTION
07/19/23	ISSUE FOR PERMIT & CONSTRUCTION
2 08/04/23	ADDENDUM 2

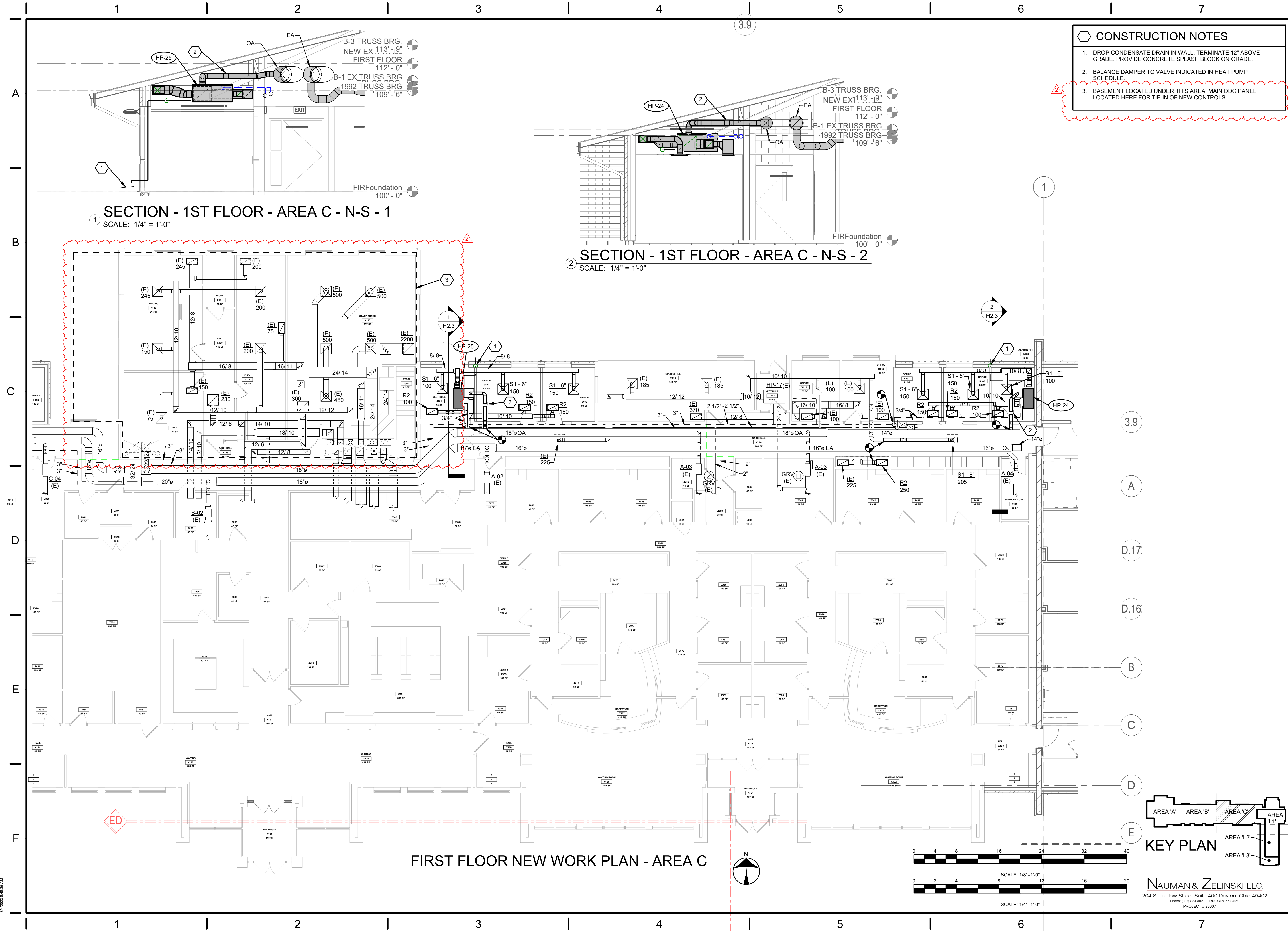
DATE	07/19/2023
JOB NO.	3853.03
DRAWN	D.E.G.
CHECKED	J.D.Z.

COPYRIGHT © 2023 - App Architecture, Inc.
TITLE
**SOIL WASTE AND VENT
ADDITION**

SHEET NO.
P6.2

NAUMAN & ZELINSKI LLC.
204 S. Ludlow Street Suite 400 Dayton, Ohio 45402
Phone (937) 233-3851 - Fax (937) 233-3849
PROJECT # 23007

8/4/2023 2:27:24 PM

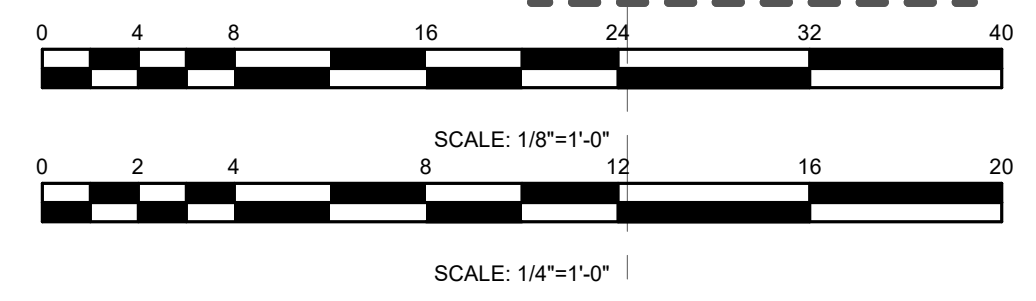
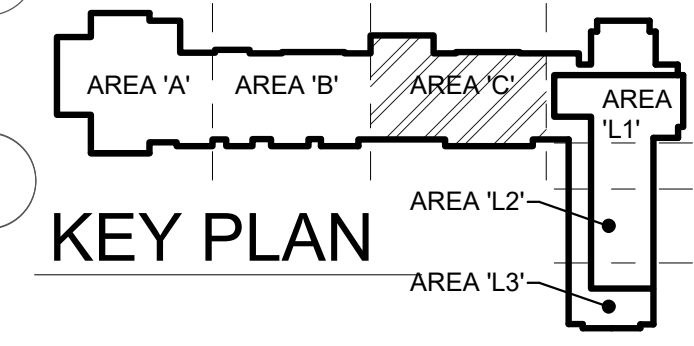


- CONSTRUCTION NOTES**
1. DROP CONDENSATE DRAIN IN WALL. TERMINATE 12" ABOVE GRADE. PROVIDE CONCRETE SPLASH BLOCK ON GRADE.
 2. BALANCE DAMPER TO VALVE INDICATED IN HEAT PUMP SCHEDULE.
 3. BASEMENT LOCATED UNDER THIS AREA. MAIN DDC PANEL LOCATED HERE FOR TIE-IN OF NEW CONTROLS.

SECTION - 1ST FLOOR - AREA C - N-S - 1
SCALE: 1/4" = 1'-0"

SECTION - 1ST FLOOR - AREA C - N-S - 2
SCALE: 1/4" = 1'-0"

FIRST FLOOR NEW WORK PLAN - AREA C



APP Architecture
creative focused design
615 Woodside Drive, Englewood, Ohio 45322
T 937.436.4494 F 937.432.3696
www.app-arch.com

JEFFERY D. ZELINSKI
REGISTERED PROFESSIONAL ENGINEER
STATE OF OHIO
LICENSE #63822
EXPIRATION DATE 12/21/2023

FACILITY RENOVATION
FAMILY HEALTH SERVICES OF
DARKE COUNTY
5735 MEEKER ROAD, GREENVILLE, OH 45331

ISSUE

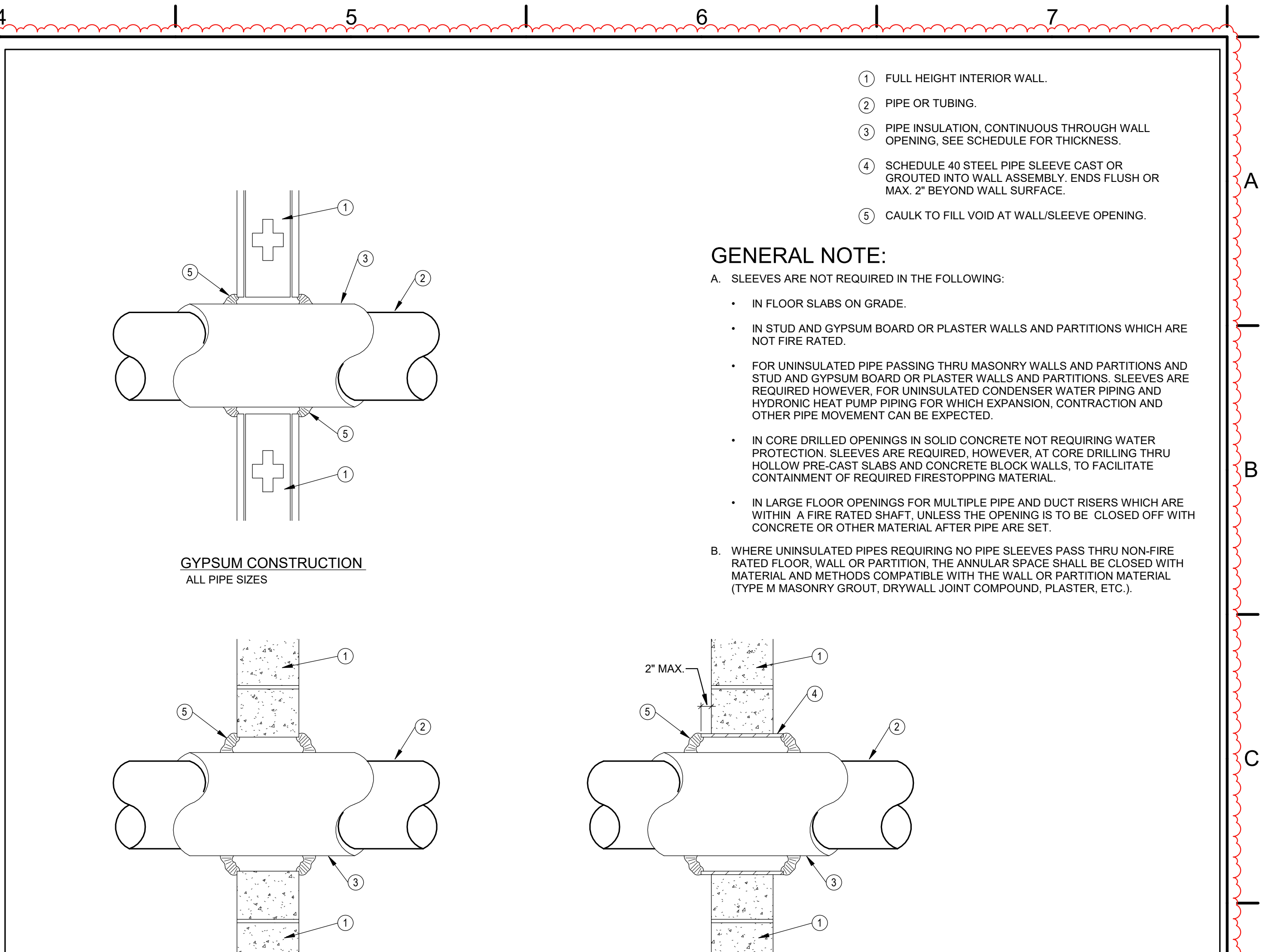
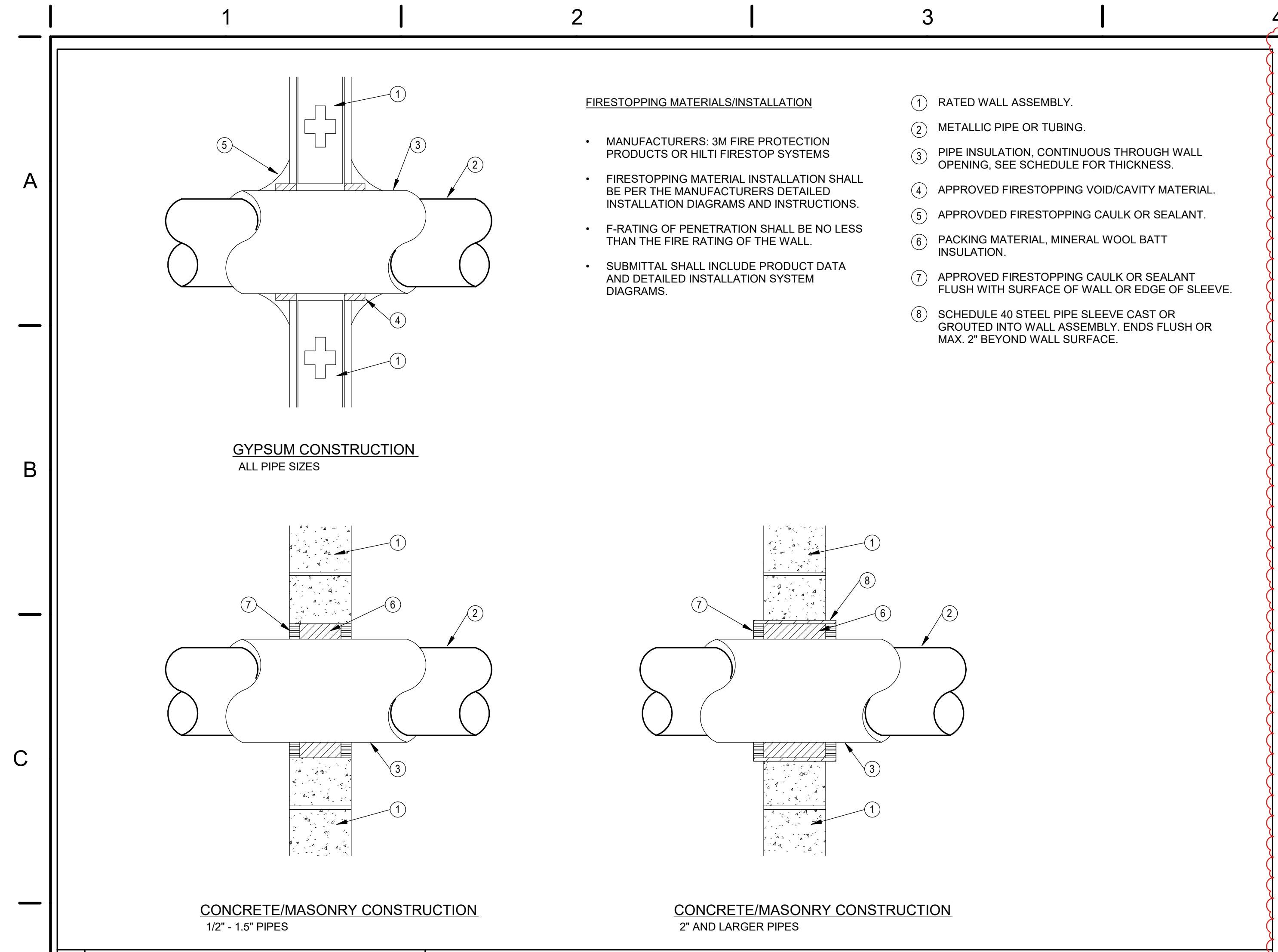
NO.	DATE	DESCRIPTION
1	JULY 19, 2023	ISSUE FOR PERMIT & CONSTRUCTION
2	08/04/23	ADDENDUM 2

DATE 07/19/23
JOB NO. 3853.03
DRAWN DRH
CHECKED JDZ
COPYRIGHT © 2023 - App Architecture, Inc.

TITLE
FIRST FLOOR NEW WORK PLAN - AREA C
SHEET NO.
H2.3

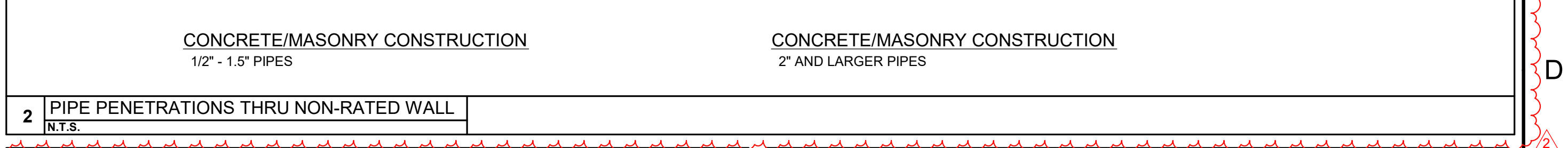
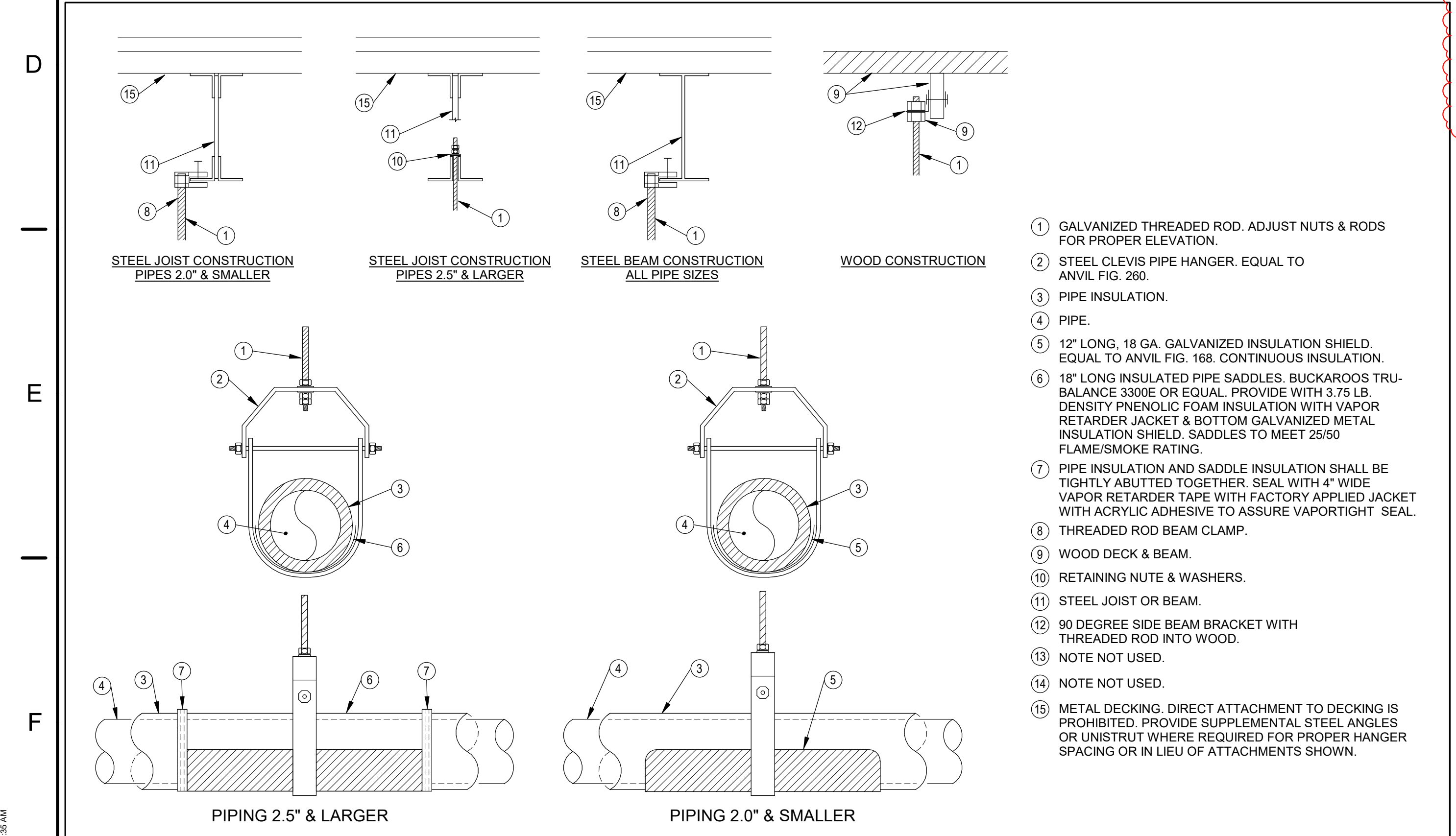
NAUMAN & ZELINSKI LLC.
204 S. Ludlow Street Suite 400 Dayton, Ohio 45402
Phone: (937) 253-3821 - Fax: (937) 253-3849
PROJECT # 23007

8/4/2023 8:48:35 AM



1 PIPE PENETRATIONS THRU FIRE RATED WALL
N.T.S.

2 PIPE PENETRATIONS THRU NON-RATED WALL
N.T.S.



4 EXTERIOR PIPE SUPPORTS
N.T.S.

5 PIPE PENETRATIONS EXTERIOR WALL
N.T.S.

3 PIPE HANGERS
N.T.S. CLEVIS HANGER, INSULATED PIPE

ISSUE

NO.	DATE	DESCRIPTION
	JULY 19, 2023	ISSUE FOR PERMIT & CONSTRUCTION
2	08/04/23	ADDENDUM 2

TITLE

PIPING DETAILS

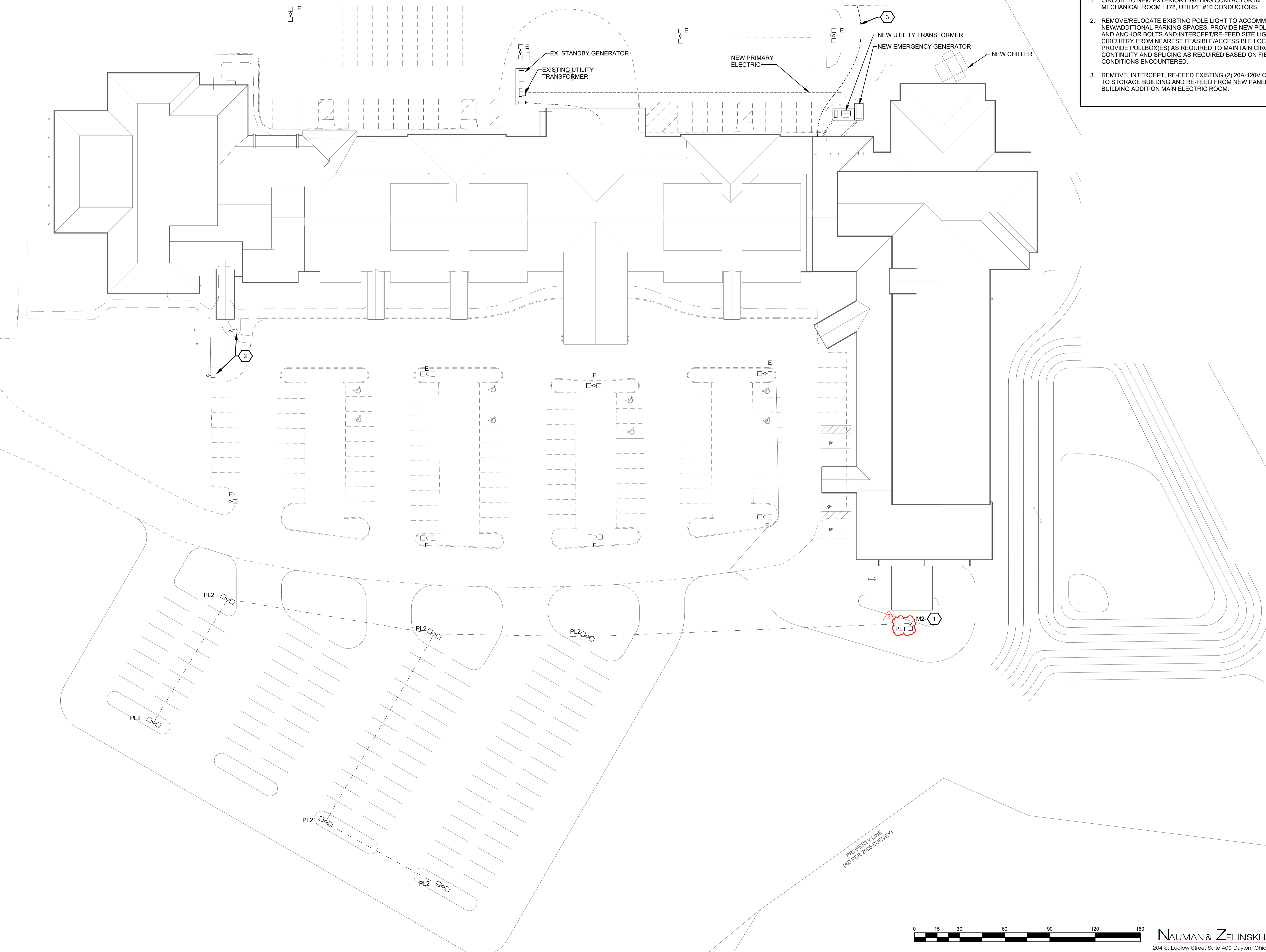
DATE	07/19/23
JOB NO.	3853.03
DRAWN	DRH
CHECKED	JDZ

COPYRIGHT © 2023 - App Architecture, Inc.

1 2 3 4 5 6 7

A
B
C
D
E
F

- CONSTRUCTION NOTES**
1. CIRCUIT TO NEW EXTERIOR LIGHTING CONTACTOR IN MECHANICAL ROOM L178. UTILIZE #10 CONDUCTORS.
 2. REMOVE/RELOCATE EXISTING POLE LIGHT TO ACCOMMODATE NEW/ADDITIONAL PARKING SPACES. PROVIDE NEW POLE BASE AND ANCHOR BOLTS AND INTERCEPT-FEED SITE LIGHTING CIRCUITRY FROM NEAREST FEASIBLE/ACCESSIBLE LOCATION. PROVIDE PULLBOX(ES) AS REQUIRED TO MAINTAIN CIRCUIT CONTINUITY AND SPLICING AS REQUIRED BASED ON FIELD CONDITIONS ENCOUNTERED.
 3. REMOVE, INTERCEPT, RE-FEED EXISTING (2) 20A-120V CIRCUITS TO STORAGE BUILDING AND RE-FEED FROM NEW PANEL 'R1' IN BUILDING ADDITION MAIN ELECTRIC ROOM.



APP Architecture
creative focused design

615 Woodside Drive, Englewood, Ohio 45322
T 937.836.8898 F 937.832.3696
www.app-arch.com



**FACILITY RENOVATION
FAMILY HEALTH SERVICES OF
DARKE COUNTY**

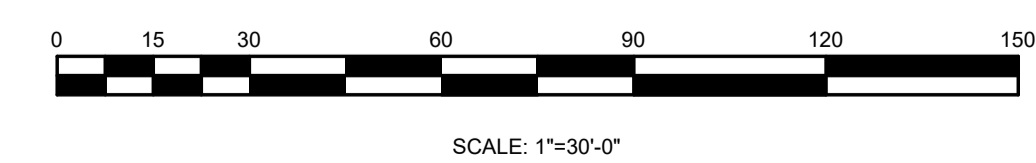
5735 MEEKER ROAD, GREENVILLE, OH 45331

ISSUE

NO.	DATE	DESCRIPTION
1	JULY 19, 2023	ISSUE FOR PERMIT & CONSTRUCTION
2	08/04/23	ADDENDUM 2

DATE	07/19/23
JOB NO.	3853.03
DRAWN	JTE
CHECKED	TR
COPYRIGHT © 2023 - App Architecture, Inc.	
TITLE	SITE PLAN

SHEET NO.
E0.6



NAUMAN & ZELINSKI LLC.
204 S. Ludlow Street Suite 400 Dayton, Ohio 45402
Phone 937.253.9011 - Fax 937.253.3464

8/4/2023 2:13:35 PM

1 2 3 4 5 6 7

CONSTRUCTION NOTES

1. PROVIDE NEW 20A-120V EMERGENCY CIRCUITS FROM NEW LIFE-SAFETY PANEL LSR1 AND CONNECT TO EXISTING EMERGENCY LIGHTING CIRCUITS FED FROM PANEL 'EPS'.
2. CONNECT TO EXISTING ROOM LIGHTING CIRCUIT.
3. CONNECT UNDERCABINET LIGHTING TO ABOVE-COUNTER RECEPTACLE CIRCUIT. PROVIDE LOCAL SWITCH (ABOVE COUNTER), FOR ALL UNDER CABINET LIGHTING.
4. EXISTING TRACK LIGHTING ON TRELIS SYSTEM TO REMAIN. RELOCATE CONTROLS TO NEW ENTRY LOCATIONS.

APP Architecture
creative focused design

615 Woodside Drive, Englewood, Ohio 45322
T 937.832.3696 F 937.832.3696
www.app-arch.com

STATE OF OHIO
JEFFREY D. ZELINSKI
63822

JEFFREY D. ZELINSKI, LICENSE #63822
EXPIRATION DATE 12/31/2023

FACILITY RENOVATION
FAMILY HEALTH SERVICES OF DARKE COUNTY
5735 MEEKER ROAD, GREENVILLE, OH 45331

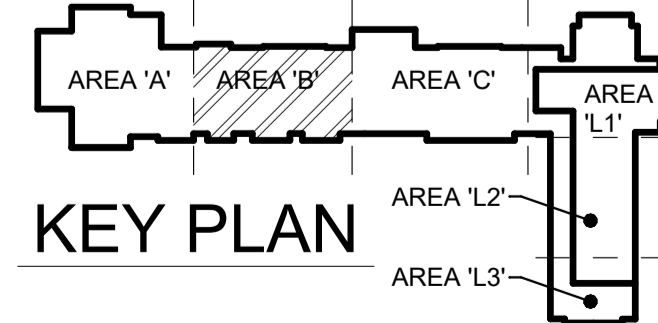

ISSUE	
NO.	DESCRIPTION
1	JULY 19, 2023 ISSUE FOR PERMIT & CONSTRUCTION
2	08/04/23 ADDENDUM 2

DATE	07/19/23
JOB NO.	3853.03
DRAWN	JTE
CHECKED	TR
COPYRIGHT © 2023 - App Architecture, Inc.	
TITLE	FIRST FLOOR LIGHTING AREA B

SHEET NO.
E2.2



AREA B LIGHTING PLAN
SCALE: 1/8" = 1'-0"



NAUMAN & ZELINSKI LLC.
204 S. Ludlow Street Suite 400 Dayton, Ohio 45402
Phone: (937) 253-9011 Fax: (937) 253-3648

SCALE: 1/8"=1'-0"

04/2023 2:13:38 PM

1

2

3

4

5

6

7

A

B

C

D

E

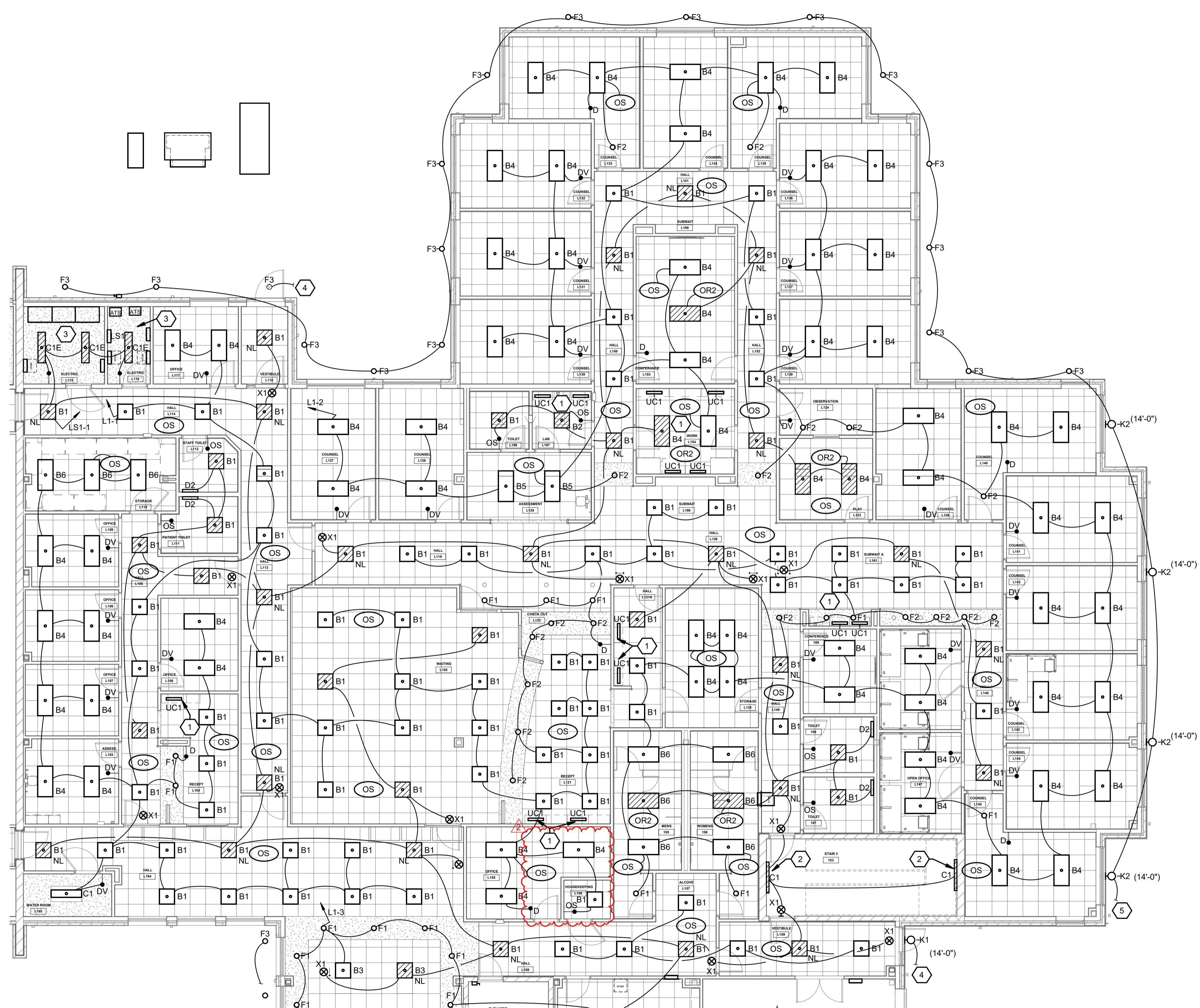
F

GENERAL NOTES

A. PER OBC SECTION 714.5.2, ALL CONDUIT, DUCT AND PIPE PENETRATIONS THROUGH NON-FIRE RESISTANCE - RATED FLOOR ASSEMBLIES ARE TO BE FIRE SEALED.

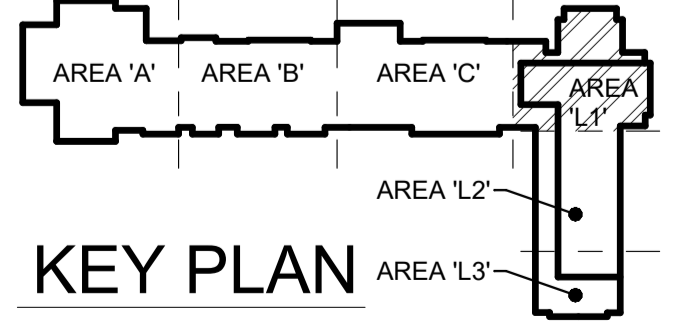

CONSTRUCTION NOTES

1. CONNECT UNDERCABINET LIGHT TO LOCAL CONVENIENCE RECEPTACLE CIRCUIT.
2. FIXTURE WALL MOUNTED 8'-0" ABOVE FLOOR LEVEL.
3. FIXTURE SHALL HAVE INTEGRAL BATTERY BACKUP.
4. CIRCUIT THROUGH EXTERIOR LIGHTING CONTACTOR, EMERGENCY CIRCUIT.
5. CIRCUIT THROUGH EXTERIOR LIGHTING CONTACTOR, NORMAL CIRCUIT.



FIRST FLOOR CEILING PLAN

SCALE: 1/8" = 1'-0"



KEY PLAN



SCALE: 1/8"=1'-0"

NAUMAN & ZELINSKI LLC.
 204 S. Ludlow Street Suite 400 Dayton, Ohio 45402
 Phone: (937) 253-9011 Fax: (937) 253-3668

APP Architecture
 creative focused design
 615 Woodside Drive, Englewood, Ohio 45322
 T 937.836.8898 F 937.832.3696
 www.app-arch.com

STATE OF OHIO
 JEFFREY D. ZELINSKI
 63822
 JEFFREY D. ZELINSKI, LICENSE #63822
 EXPIRATION DATE 12/31/2023

FACILITY RENOVATION
FAMILY HEALTH SERVICES OF DARKE COUNTY
 5735 MEEKER ROAD, GREENVILLE, OH 45331

ISSUE	
NO.	DESCRIPTION
1	JULY 19, 2023 ISSUE FOR PERMIT & CONSTRUCTION
2	08/04/23 ADDENDUM 2

DATE	07/19/23
JOB NO.	3853.03
DRAWN	JTE
CHECKED	TR
COPYRIGHT © 2023 - App Architecture, Inc.	
TITLE FIRST FLOOR LIGHTING AREA L1	

SHEET NO.
E2.4

1 2 3 4 5 6 7

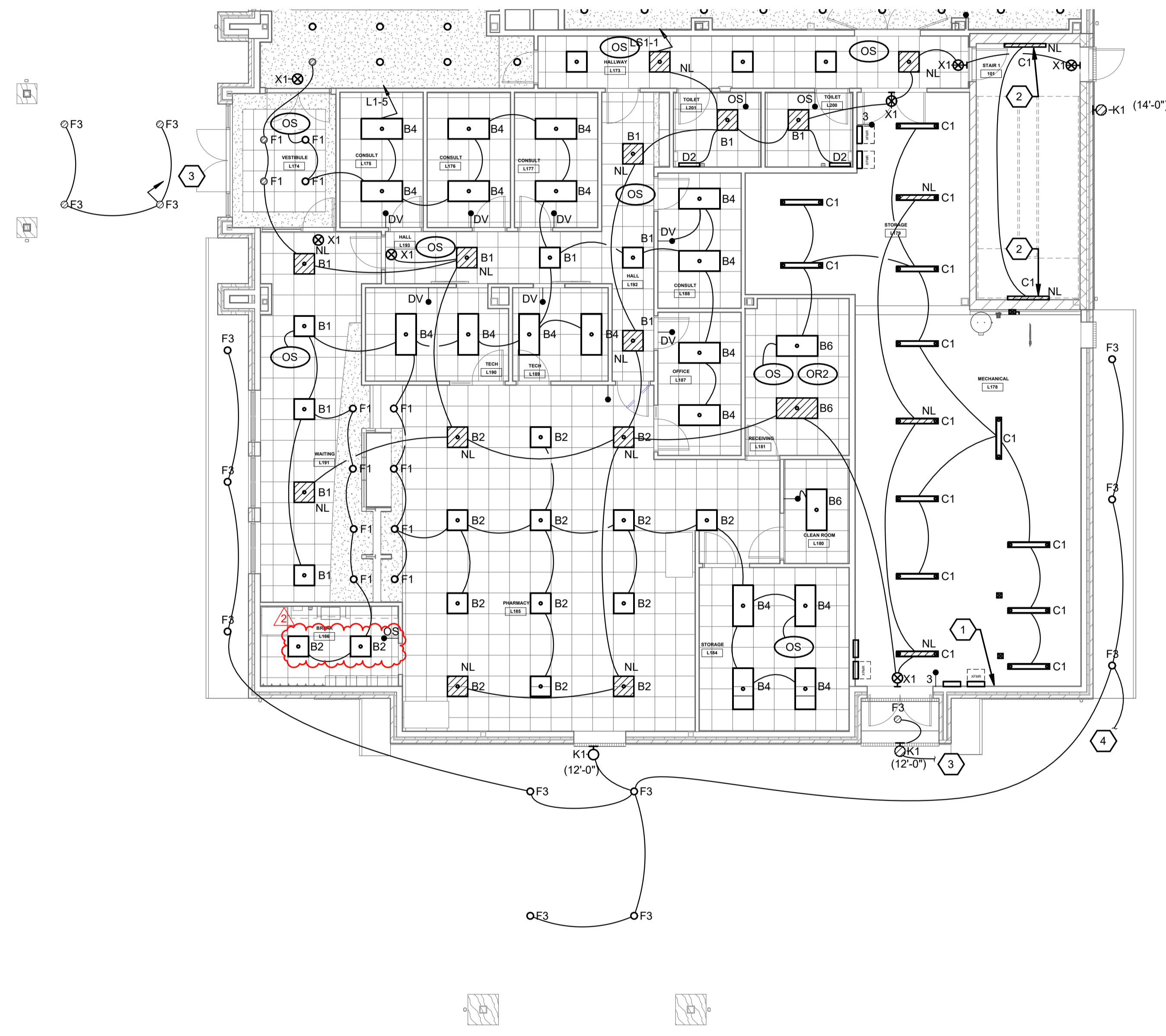
A B C D E F

GENERAL NOTES

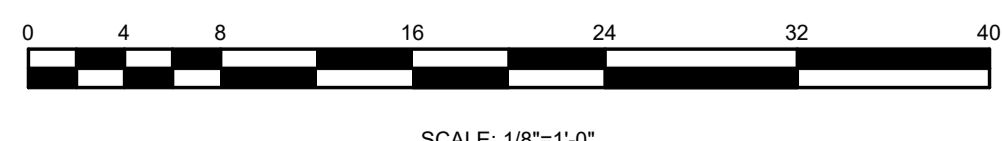
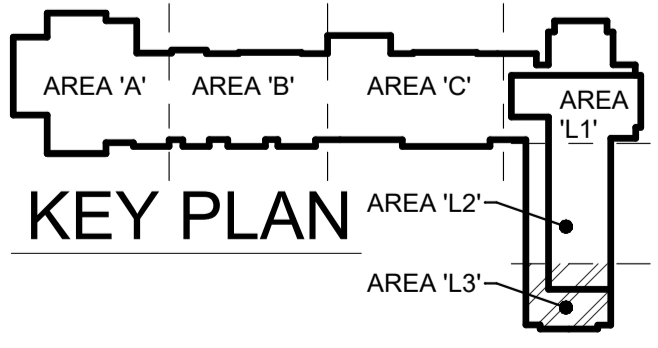

A. PER OBC SECTION 714.5.2, ALL CONDUIT, DUCT AND PIPE PENETRATIONS THROUGH NON-FIRE RESISTANCE - RATED FLOOR ASSEMBLIES ARE TO BE FIRE SEALED.

CONSTRUCTION NOTES

1. EXTERIOR LIGHTING CONTACTOR>
2. FIXTURE WALL MOUNTED 8'-0" ABOVE FLOOR LEVEL.
3. CIRCUIT THROUGH EXTERIOR LIGHTING CONTACTOR, EMERGENCY CIRCUIT.
4. CIRCUIT THROUGH EXTERIOR LIGHTING CONTACTOR, NORMAL CIRCUIT.



FIRST FLOOR CEILING PLAN
SCALE: 1/8" = 1'-0"



NAUMAN & ZELINSKI LLC.
204 S. Ludlow Street Suite 400 Dayton, Ohio 45402
Phone: (937) 253-9011 Fax: (937) 253-3648

APP Architecture
creative focused design
615 Woodside Drive, Englewood, Ohio 45322
T 937.832.8898 F 937.832.3696
www.app-arch.com



FACILITY RENOVATION
FAMILY HEALTH SERVICES OF
DARKE COUNTY
5735 MEEKER ROAD, GREENVILLE, OH 45331

ISSUE

NO.	DATE	DESCRIPTION
1	JULY 19, 2023	ISSUE FOR PERMIT & CONSTRUCTION
2	08/04/23	ADDENDUM 2

DATE	07/19/23
JOB NO.	3853.03
DRAWN	JTE
CHECKED	TR
COPYRIGHT © 2023 - App Architecture, Inc.	
TITLE	FIRST FLOOR LIGHTING AREA L3

SHEET NO.
E2.6

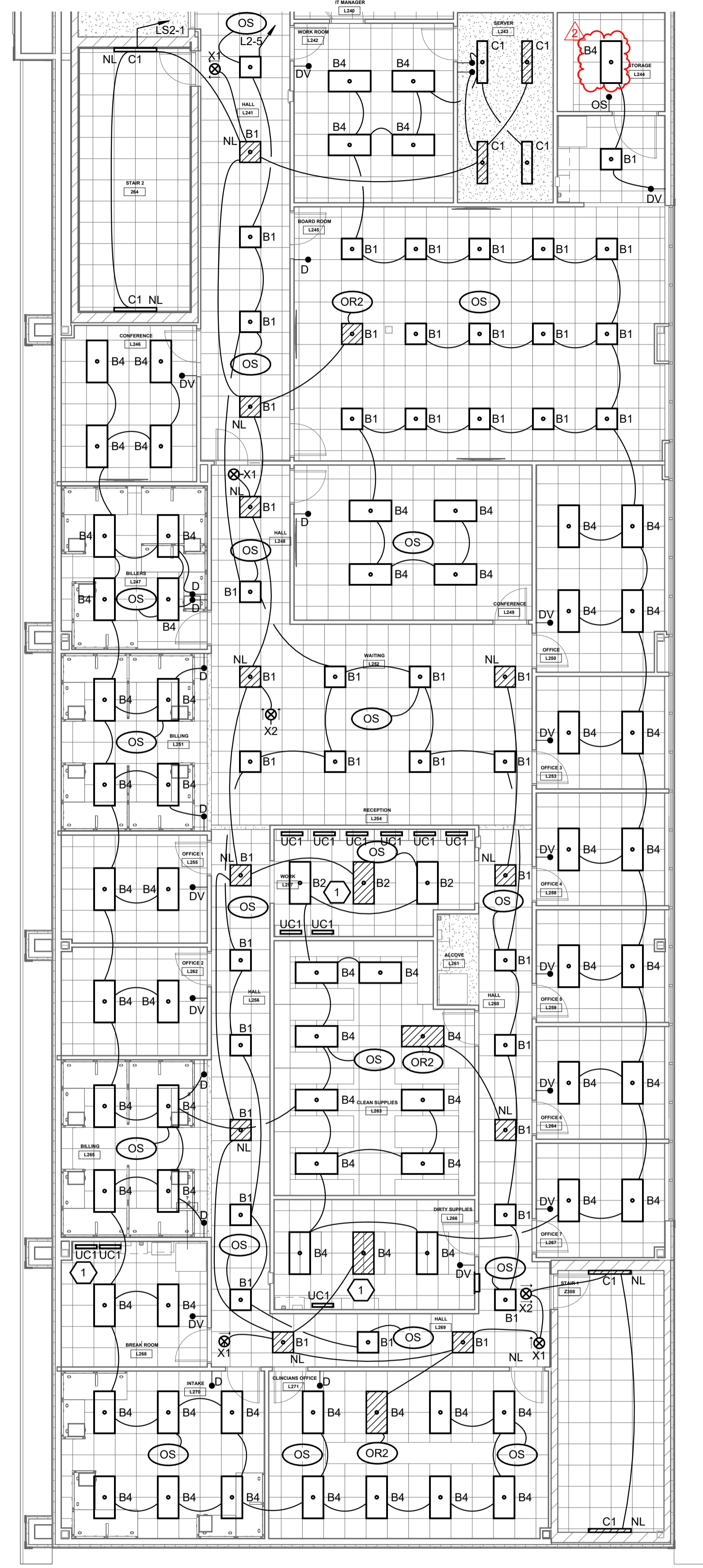
8/4/2023 2:13:42 PM

GENERAL NOTES

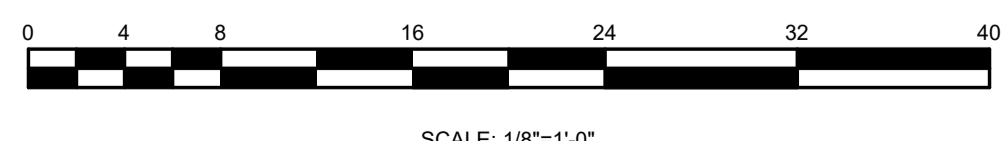
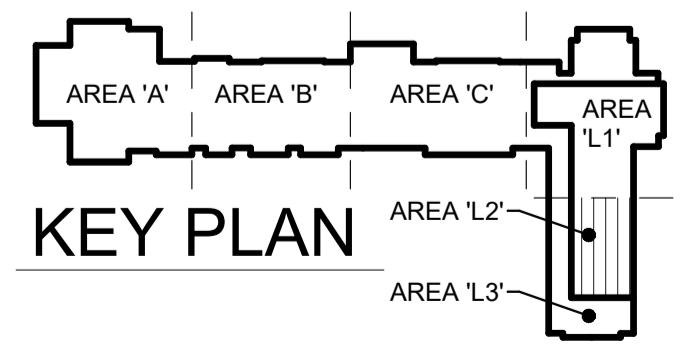
A. PER OBC SECTION 714.5.2, ALL CONDUIT, DUCT AND PIPE PENETRATIONS THROUGH NON-FIRE RESISTANCE - RATED FLOOR ASSEMBLIES ARE TO BE FIRE SEALED.

CONSTRUCTION NOTES

1. CIRCUIT UNDERCABINET LIGHTING TO LOCAL COUNTERTOP RECEPTACLE CIRCUIT INTEGRAL ON/OFF SWITCH.



SECOND FLOOR LIGHTING
SCALE: 1/8" = 1'-0"



NAUMAN & ZELINSKI LLC.
204 S. Ludlow Street Suite 400 Dayton, Ohio 45402
Phone: (937) 253-9011 Fax: (937) 253-3648

APP Architecture
creative focused design
615 Woodside Drive, Englewood, Ohio 45322
T 937.836.8898 F 937.832.3696
www.app-arch.com



FACILITY RENOVATION
FAMILY HEALTH SERVICES OF
DARKE COUNTY
5735 MEEKER ROAD, GREENVILLE, OH 45331

ISSUE

NO.	DATE	DESCRIPTION
1	JULY 19, 2023	ISSUE FOR PERMIT & CONSTRUCTION
2	08/04/23	ADDENDUM 2

DATE	07/19/23
JOB NO.	3853.03
DRAWN	JTE
CHECKED	TR
COPYRIGHT © 2023 - App Architecture, Inc.	
TITLE	SECOND FLOOR LIGHTING AREA L2

SHEET NO.
E2.8

GENERAL NOTES

- PROVIDE TAMPER RESISTANT RECEPTACLES IN ALL WAITING ROOMS, CORRIDORS, BUSINESS OFFICES, ETC. PER NEC 406.12.
- ALL RECEPTACLES IN DENTAL PROCEDURE ROOMS AND LABS SHALL BE HOSPITAL (GF-C) GRADE DEVICES WITH STAINLESS COVER PLATES. UTILIZE TYPE HCF CABLE FOR WIRING METHOD (EXCEPT FOR WIRING IN/BELOW FLOOR SLAB).
- REFER TO DENTAL EQUIPMENT DRAWINGS AND DETAILS (HENRY SCHEIN STUDIOS) FOR ADDITIONAL CONDUIT PATHWAYS AND WALL ROUGH-INS REQUIRED FOR DENTAL EQUIPMENT TO BE PROVIDED BY THE E.C. COORDINATE ALL PATHWAYS AND ROUGH-INS WITH CASEWORK/EQUIPMENT SUPPLIERS AS WELL AS OTHER TRADES FOR BELOW SLAB RACEWAYS.

CONSTRUCTION NOTES

- RELOCATE EXISTING PANEL FROM WAITING ROOM CLOSET TO NEW WALL BEHIND CHECK-IN DESK. EXTEND EXISTING BRANCH CIRCUITS TO REMAIN TO NEW PANEL LOCATION. UPDATE PANEL DIRECTORY. COORDINATE OUTAGE /CUTOVER WITH ARCHITECT/OWNER. REFER TO ARCHITECTS PHASING DRAWING.
- RECEPTACLE(S) LOCATED ABOVE UPPER CABINET (HORIZONTAL ORIENTATION) FOR CORD AND PLUG CONNECTION OF UNDER CABINET LIGHTING (FURNISHED WITH CASEWORK).
- COORDINATE MOUNTING HEIGHTS AND LOCATIONS OF RECEPTACLES FOR STERILIZERS AND LAB EQUIPMENT. REFER TO DENTAL EQUIPMENT REFERENCE DRAWINGS FOR ELEVATIONS AND DETAILS FOR COORDINATION.
- REFER TO DENTAL EQUIPMENT REFERENCE DRAWINGS FOR CASEWORK ELEVATIONS AND DETAILS FOR COORDINATION.
- PEDESTAL RECEPTACLE LOCATED AT FOOT OF DENTAL CHAIR REFER TO DENTAL EQUIPMENT REFERENCE DRAWINGS FOR LOCATION AS WELL AS REQUIREMENTS FOR PVC CONDUIT CHASE IN SLAB FOR DENTAL CHAIR FROM HEADWALL (2" C. BY E.C. WITH PULLSTRING.)
- PROVIDE 20A 20A-120V CIRCUIT BELOW SLAB TO CENTRAL STATION ISLAND CASEWORK FOR X-RAY RECEPTACLE POWER. E.C. SHALL ALSO PROVIDE 2" PVC C. (WITH PULLSTRING) FROM ISLAND TO HEADWALLS FOR X-RAY CONTROL WIRING. REFER TO DENTAL EQUIPMENT REFERENCE DRAWINGS.
- PROVIDE 120V CONNECTION TO WALL MOUNTED X-RAY EQUIPMENT. PROVIDE OVERHEAD 2" C. TO X-RAY PUSHBUTTON ROUGH-IN. REFER TO DENTAL EQUIPMENT REFERENCE DRAWINGS.
- PROVIDE POWER CONNECTIONS TO NEW DENTAL AIR COMPRESSORS (QTY.2) TO AND VACUUM PUMPS (QTY.2) PROVIDE CIRCUIT FROM PANELS P-CAND P-D. (40A/3PH).
- CIRCUIT TO SPARE 20A/1P BREAKER IN EXISTING PANEL.
- PROVIDE NEMA 6-15R RECEPTACLE IN SINK BASE CABINET FOR WASHER/DISINFECTOR.
- BARE LAMP HOLDERS W WITH LED LAMP.
- PROVIDE DATA ROUGH-IN FOR DENTAL GAS PANEL. COORDINATE ROUGH-IN REQUIREMENTS WITH P.C.
- PROVIDE HARDWIRED CONNECTION TO HAND DRYER. COORDINATE ROUGH-IN REQUIREMENTS WITH EQUIPMENT SUPPLIER.
- COORDINATE RECEPTACLE LOCATION WITH P.C. FOR GAS MANIFOLD LOCATION.
- NEW PANEL. FEED FROM EXISTING 100A/3P SWITCH IN EXISTING SWITCHBOARD 'MS', ROOM A 130
- REFEED RELOCATED UNIT HEATER FROM RELOCATED PANEL P-E REUSE EXISTING BREAKER (3-#12,#12 GRD. 3/4" C.).

APP Architecture
creative focused design

615 Woodside Drive, Englewood, Ohio 45322
T 937.836.8898 F 937.832.3696
www.app-arch.com

STATE OF OHIO
JEFFREY D. ZELINSKI
63822

JEFFREY D. ZELINSKI, LICENSE #63822
EXPIRATION DATE 12/31/2023

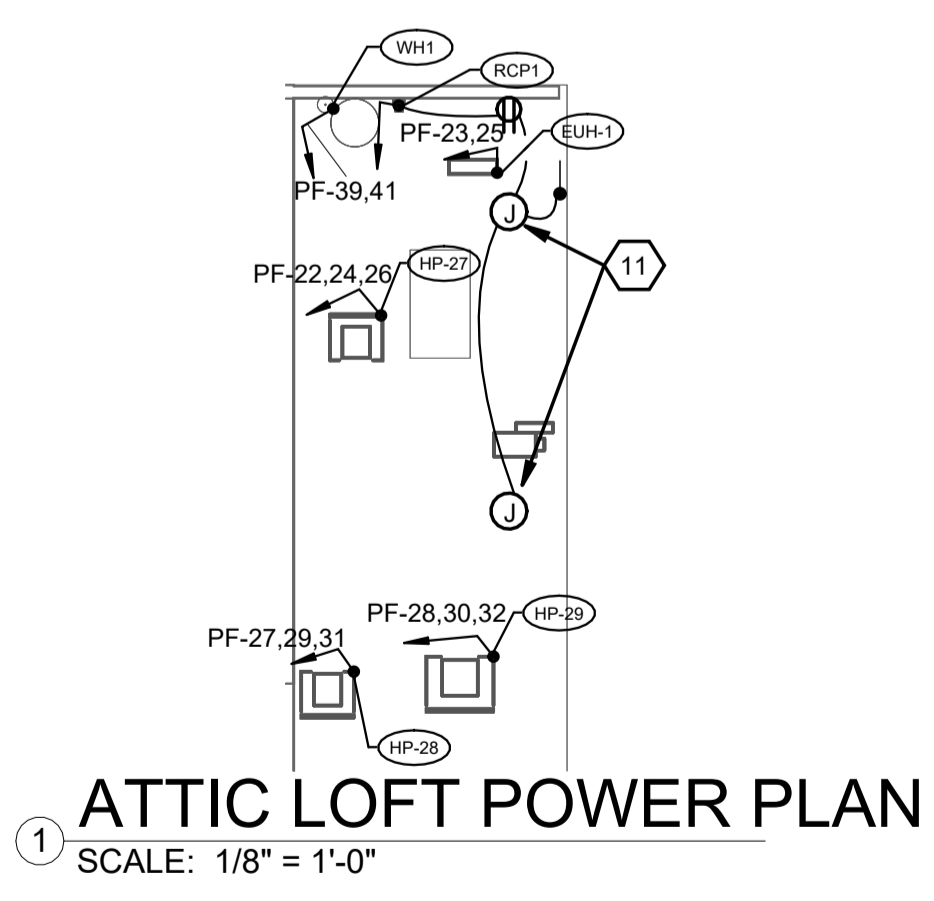
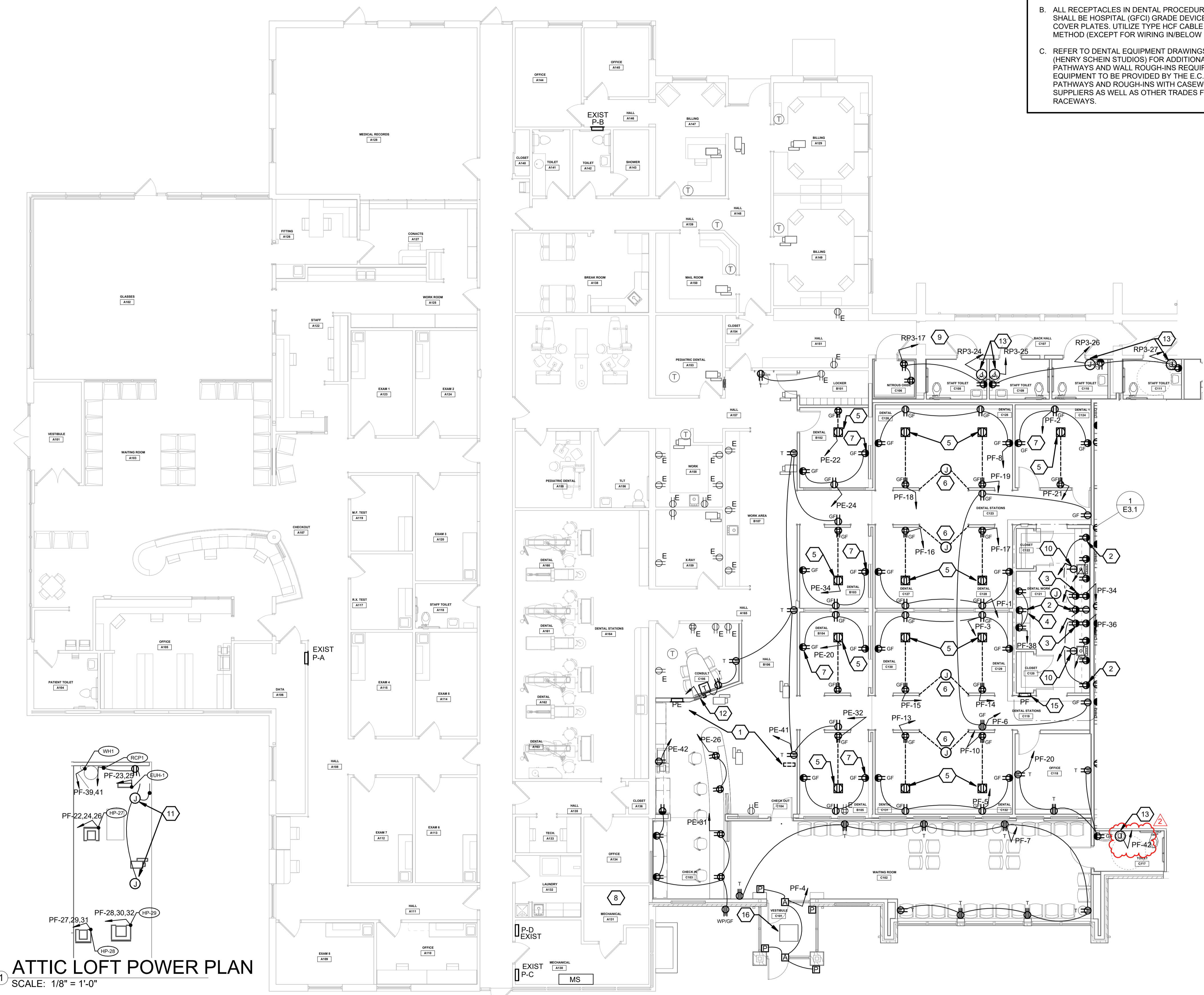
FACILITY RENOVATION
FAMILY HEALTH SERVICES OF DARKE COUNTY
5735 MEEKER ROAD, GREENVILLE, OH 45331

ISSUE

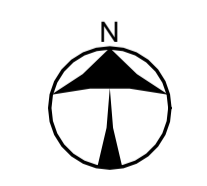
NO.	DATE	DESCRIPTION
1	JULY 19, 2023	ISSUE FOR PERMIT & CONSTRUCTION
2	08/04/23	ADDENDUM 2

DATE	07/19/23
JOB NO.	3853.03
DRAWN	JTE
CHECKED	TR
COPYRIGHT © 2023 - App Architecture, Inc.	
TITLE	FIRST FLOOR POWER AREA A

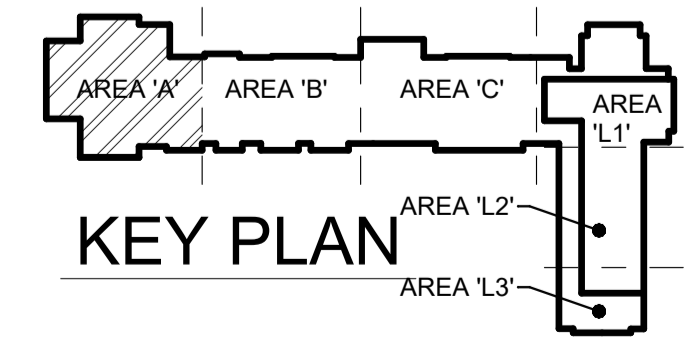
SHEET NO.
E3.1



AREA A POWER PLAN
SCALE: 1/8" = 1'-0"



SCALE: 1/8"=1'-0"



KEY PLAN

NAUMAN & ZELINSKI LLC.
204 S. Ludlow Street Suite 400 Dayton, Ohio 45402
Phone (937) 233-9011 Fax (937) 233-3648

GENERAL NOTES

A. PROVIDE TAMPER RESISTANT RECEPTACLES IN ALL WAITING ROOMS, CORRIDORS, BUSINESS OFFICES, ETC. PER NEC 408.12.

B. PROVIDE HOSPITAL GRADE RECEPTACLES IN EXAM ROOMS. UTILIZE TYPE 'HC' CABLING OR EMT CONDUIT WITH DEDICATED GROUP WIRE.

CONSTRUCTION NOTES

- UTILIZE 20A/1P BREAKER MADE SPARE BY DEMO OF EXISTING CIRCUIT IN EXISTING PANEL INDICATED.
- COORDINATION INSTALLATION AND WIRING OF RECEPTACLES IN CASEWORK WITH FILING/STORAGE CABINETS. LOCATE AT DESK/SEATING LOCATION. UTILIZE 'MC' CABLING.
- CONNECT TO EXISTING EXAM ROOM CIRCUIT TO REMAIN.
- CONNECT TO EXISTING CIRCUIT TO REMAIN.
- REFER TO ARCHITECTURAL ELEVATION, SHEET A7.4 FOR RECEPTACLE MOUNTING HEIGHTS AND LOCATIONS FOR ABOVE COUNTER USE AND REFRIGERATOR.
- STANDBY POWER CIRCUIT FOR REFRIGERATOR.
- PROVIDE HARDWIRED CONNECTION TO HAND DRYER. COORDINATE ROUGH-IN REQUIREMENTS WITH EQUIPMENT SUPPLIER.
- E.C. SHALL INTERCEPT AND RE-FEED EXISTING 20A-120V EMERGENCY LIGHTING CIRCUITS IN PANEL 'EP3' FROM NEW LIFE SAFETY PANEL 'LSR1' IN BUILDING ADDITION. (CIRCUITS 3.37.38.42. E.C. SHALL FIELD VERIFY EXACT CIRCUITS REQUIRED.)

APP Architecture
creative focused design

615 Woodside Drive, Englewood, Ohio 45322
T 937.836.8898 F 937.832.3696
www.app-arch.com

STATE OF OHIO
JEFFREY D. ZELINSKI
63822

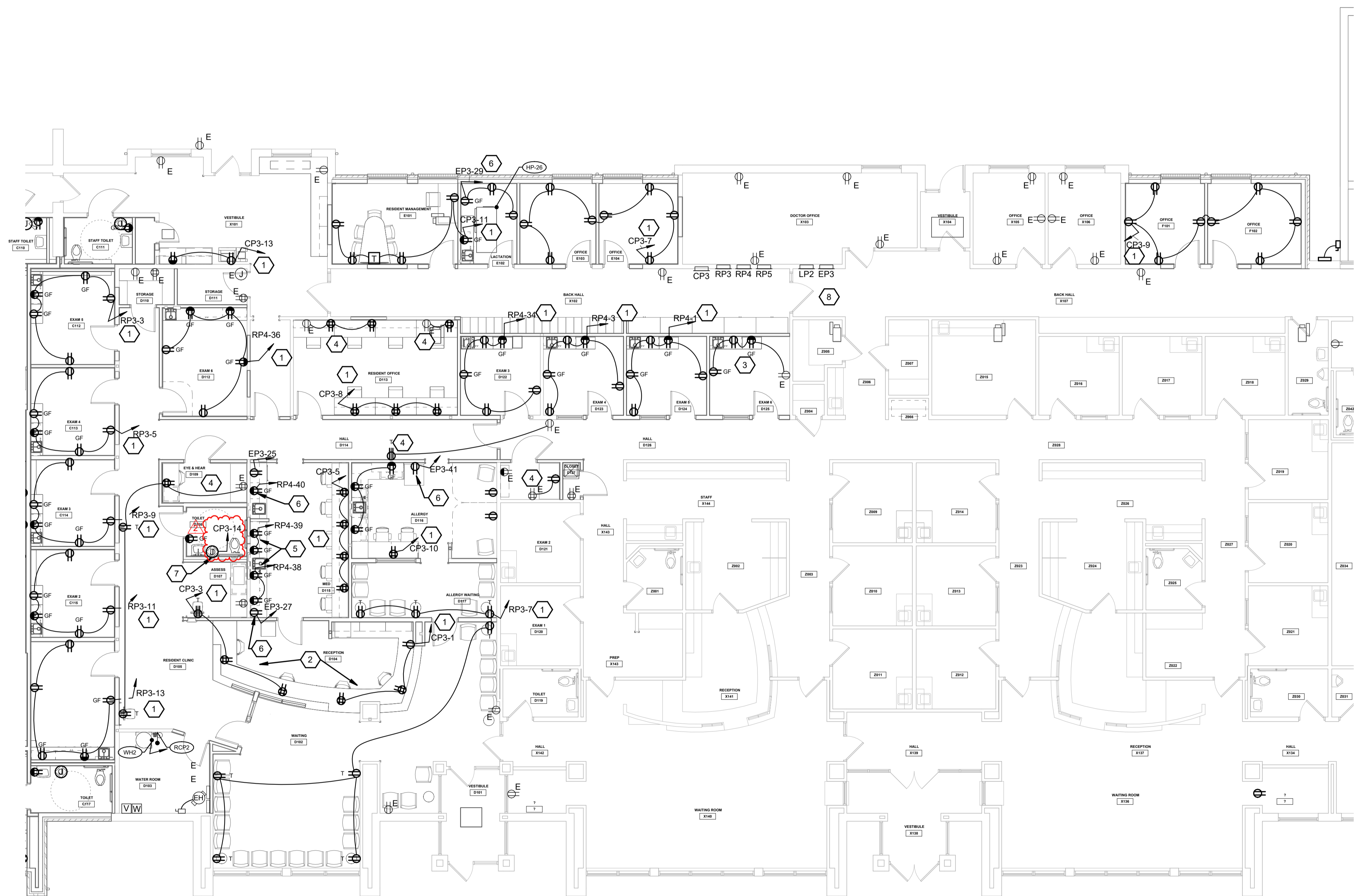
JEFFREY D. ZELINSKI, LICENSE #63822
EXPIRATION DATE 12/31/2023

FACILITY RENOVATION
FAMILY HEALTH SERVICES OF DARKE COUNTY
5735 MEEKER ROAD, GREENVILLE, OH 45331

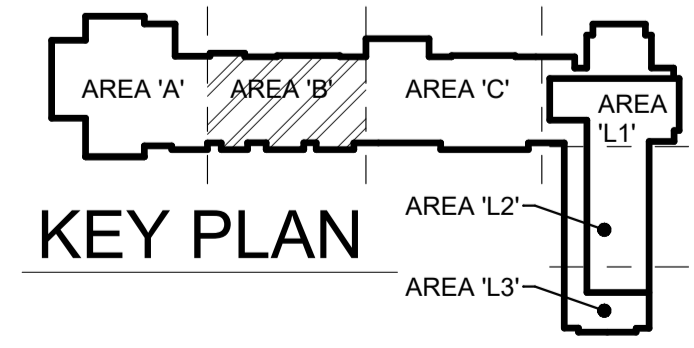

ISSUE		
NO.	DATE	DESCRIPTION
1	JULY 19, 2023	ISSUE FOR PERMIT & CONSTRUCTION
2	08/04/23	ADDENDUM 2

DATE	07/19/23
JOB NO.	3853.03
DRAWN	JTE
CHECKED	TR
COPYRIGHT © 2023 - App Architecture, Inc.	
TITLE	FIRST FLOOR POWER AREA B

SHEET NO.
E3.2



AREA B POWER PLAN
SCALE: 1/8" = 1'-0"



NAUMAN & ZELINSKI LLC.
204 S. Ludlow Street Suite 400 Dayton, Ohio 45402
Phone: (937) 253-9011 Fax: (937) 253-3648

8/4/2023 2:13:50 PM

GENERAL NOTES

- A. PROVIDE TAMPER RESISTANT RECEPTACLES IN ALL WAITING ROOMS, CORRIDORS, BUSINESS OFFICES, ETC. PER NEC 406.12.

CONSTRUCTION NOTES

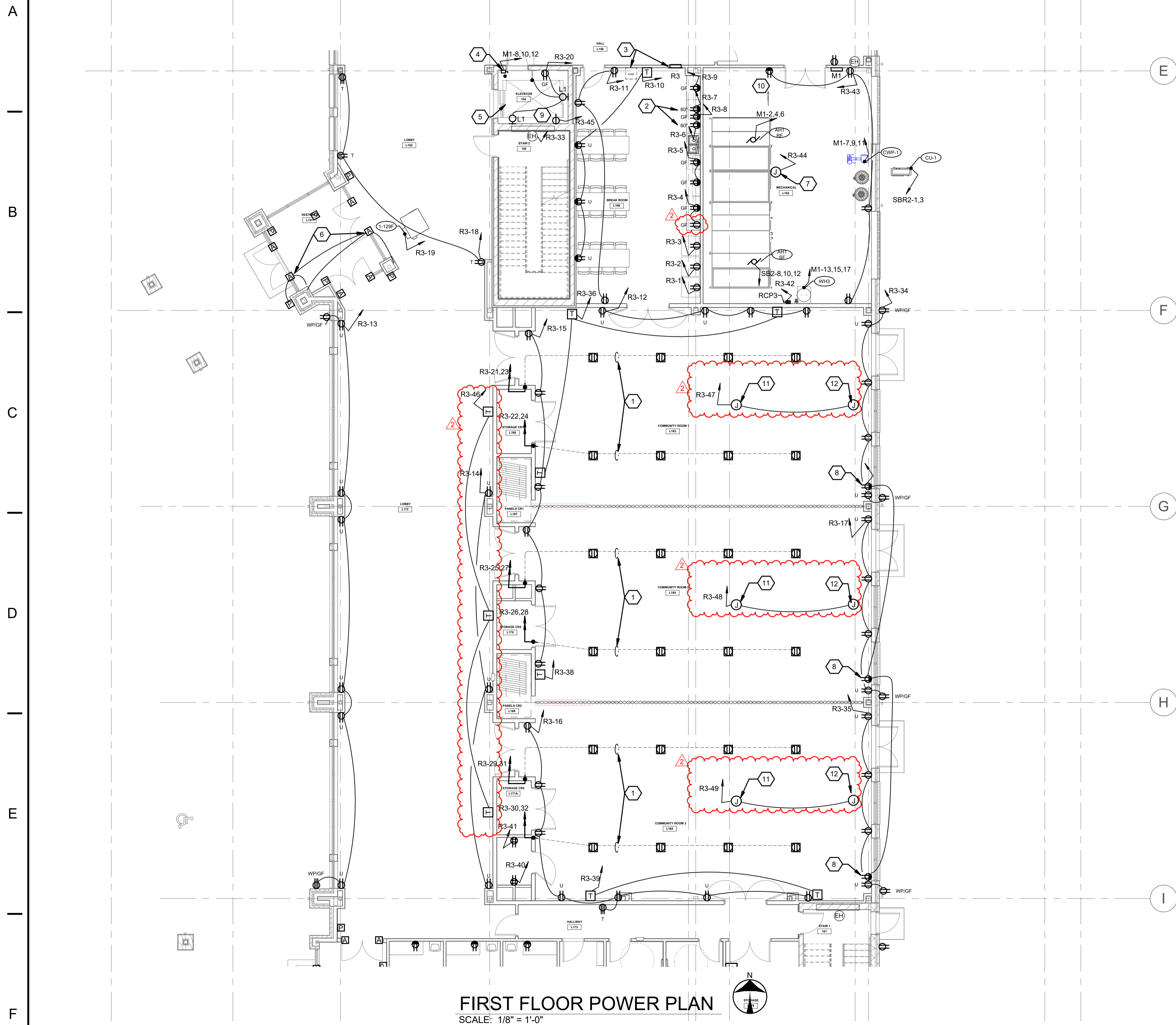
1. PROVIDE 3-COMPARTMENT FLUSH FLOOR BOX WITH DIVIDER BETWEEN POWER AND DATA/AV AND BRUSHED ALUMINUM TRIM PLATE (COMPATIBLE WITH FLOOR FINISH). REFER TO SYSTEMS PLAN FOR DATA/AV ROUGH-IN REQUIREMENTS.
2. COORDINATE MOUNTING HEIGHT AND LOCATIONS OF RECEPTACLES WITH CASEWORK/SHELVES FOR MICROWAVE.
3. TRANSFORMER FOR PANEL 'R3' ABOVE ACCESSIBLE CEILING (OR WALL BRACKETS); COORDINATE LOCATION OF TRANSFORMER AND SERVICE DISCONNECT WITH DUCKWORK, ETC.
4. COORDINATE LOCATION OF POWER DISCONNECT FOR ELEVATOR WITH ELEVATOR EQUIPMENT SUPPLIER. COORDINATE LOCATION OF ELEVATOR CAB LIGHTING SERVICE DISCONNECT SWITCH WITH ELEVATOR EQUIPMENT SUPPLIER.
5. COORDINATE LOCATION OF SERVICE RECEPTACLE. SERVICE LIGHT AND LIGHT SWITCH IN ELEVATOR PIT WITH ELEVATOR EQUIPMENT SUPPLIER.
6. COORDINATE POWER AND CONTROL ROUGH-IN REQUIREMENTS FOR ADA DOOR OPERATOR(S) WITH EQUIPMENT SUPPLIER.
7. PROVIDE 120V CIRCUIT FOR A.H. UNIT SERVICE LIGHTS. COORDINATE CONNECTION LOCATION AND INTERCONNECT REQUIREMENTS WITH H.C.
8. RECEPTACLE MOUNTED ABOVE WINDOW HEADER FOR MOTORIZED SHADE OPERATOR. COORDINATE LOCATION AND CONNECTION REQUIREMENTS WITH EQUIPMENT SUPPLIER.
9. COORDINATE LOCATION OF RECEPTACLE FOR SUMP PUMP IN ELEVATOR PIT WITH P.C.
10. PROVIDE RECEPTACLE FOR SUMP PUMP ALARM PANEL. COORDINATE LOCATION WITH P.C.
11. PROVIDE FLUSH CEILING MOUNTED RECEPTACLE AND A/V JUNCTION BOX FOR CEILING MOUNTED PROJECTOR. COORDINATE EXACT LOCATION WITH THE OWNER.
12. PROVIDE 120V CIRCUIT FOR POWER PROJECTION SCREEN. PROVIDE WALL MOUNTED ROUGH-IN FOR SCREEN CONTROL SWITCH. COORDINATE LOCATION AND ROUGH-IN REQUIREMENTS WITH OWNER.

ISSUE		
NO.	DATE	DESCRIPTION
1	JULY 19, 2023	ISSUE FOR PERMIT & CONSTRUCTION
2	08/04/23	ADDENDUM 2

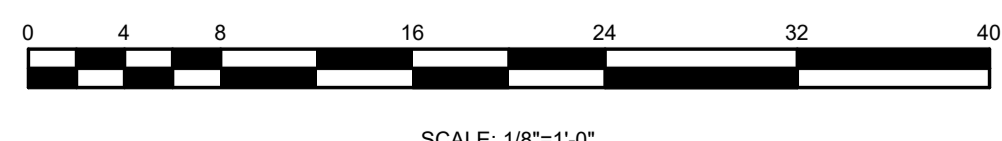
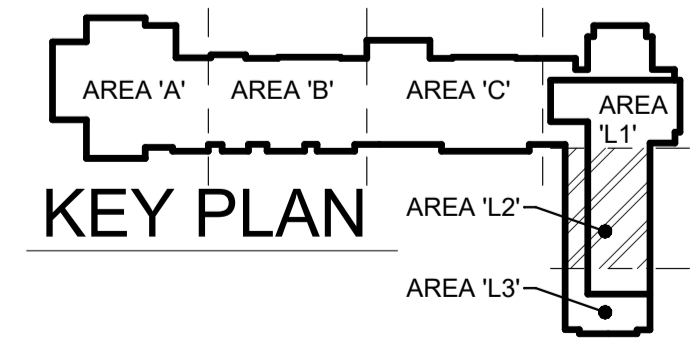
DATE	07/19/23
JOB NO.	3853.03
DRAWN	JTE
CHECKED	TR
COPYRIGHT © 2023 - App Architecture, Inc.	
TITLE	FIRST FLOOR POWER AREA L2

1 | 2 | 3 | 4 | 5 | 6 | 7

1 | 1.6 | 2 | 3 | 33.8 | 4 | 66.2 | 6.9 | 7



FIRST FLOOR POWER PLAN
SCALE: 1/8" = 1'-0"



8/4/2023 2:13:51 PM

1 | 2 | 3 | 4 | 5 | 6 | 7

A
B
C
D
E
F

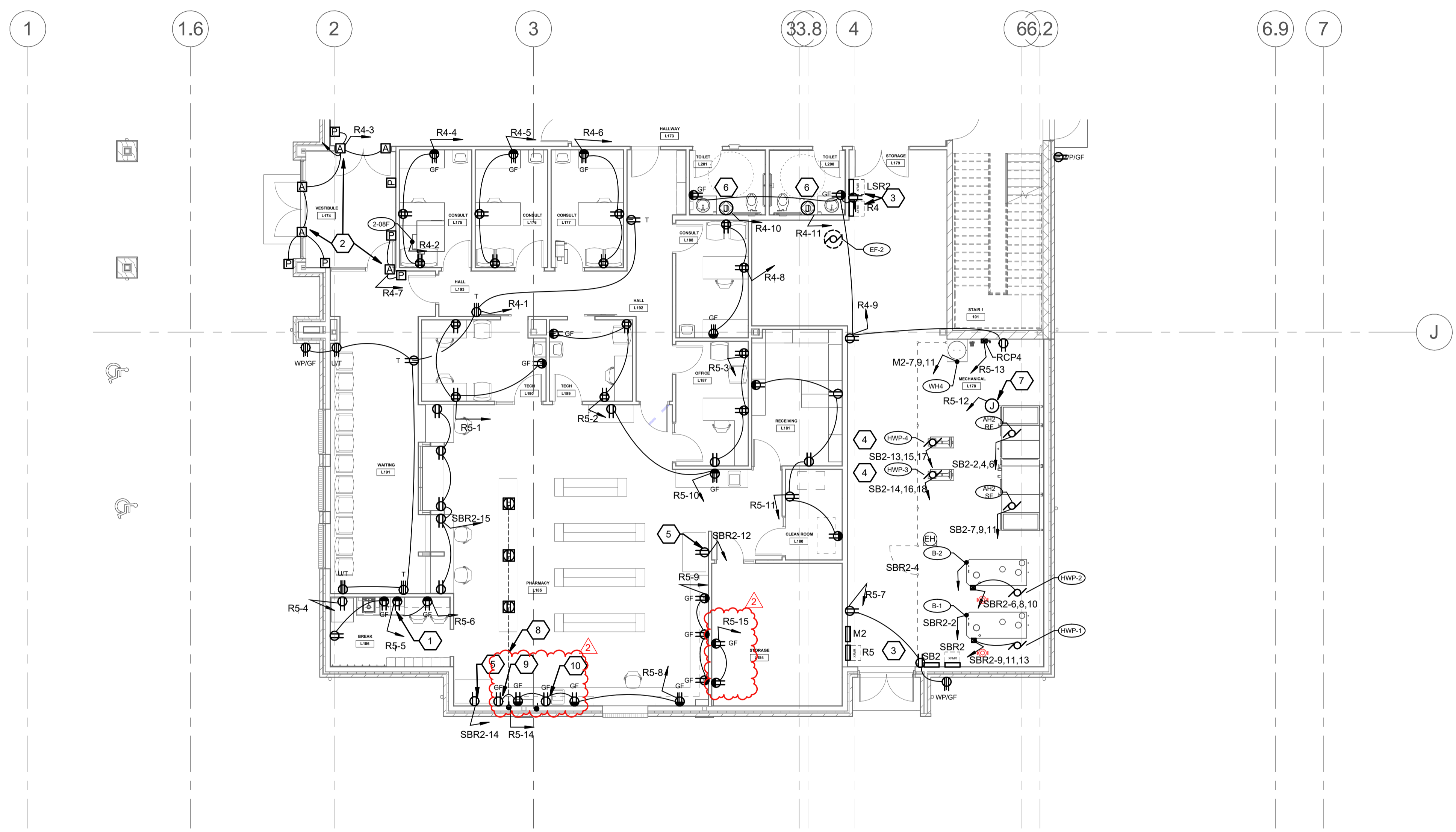
GENERAL NOTES

A. PROVIDE TAMPER RESISTANT RECEPTACLES IN ALL WAITING ROOMS, CORRIDORS, BUSINESS OFFICES, ETC. PER NEC 406.12.

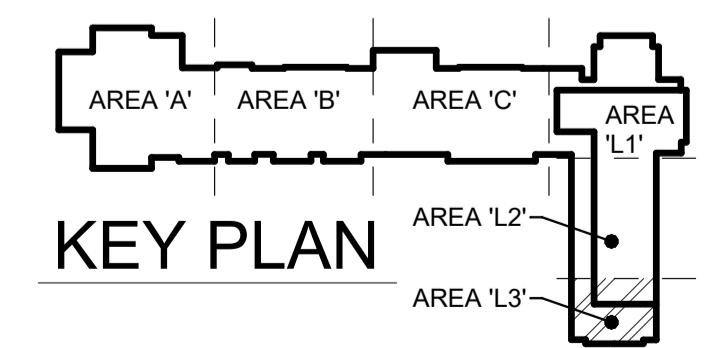
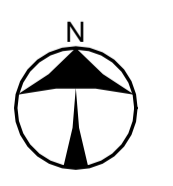
B. PER OBC SECTION 714.5.2, ALL CONDUIT, DUCT AND PIPE PENETRATIONS THROUGH NON-FIRE RESISTANCE - RATED FLOOR ASSEMBLIES ARE TO BE FIRE SEALED.

CONSTRUCTION NOTES

- COORDINATE MOUNTING HEIGHT AND LOCATIONS OF RECEPTACLES WITH CASEWORK/SHELVES FOR MICROWAVE.
- COORDINATE POWER AND CONTROL ROUGH-IN REQUIREMENTS FOR ADA DOOR OPERATOR(S) WITH EQUIPMENT SUPPLIER.
- TRANSFORMER SERVING PANEL MOUNTED ON WALL BRACKETS ABOVE PANEL. LOCATE PRIMARY DISCONNECT WHERE INDICATED ON SINGLE-LINE, ON WALL.
- VFD FOR PUMP FURNISHED BY H.C. INSTALLED ADJACENT TO PUMP ON UNISTRUT FRAME AND WIRED BY E.C.
- REFRIGERATOR ON STAND-BY POWER SYSTEM.
- PROVIDE HARDWIRED CONNECTION TO HAND DRYER. COORDINATE ROUGH-IN REQUIREMENTS WITH EQUIPMENT SUPPLIER.
- PROVIDE 120V CIRCUIT FOR A.H. UNIT SERVICE LIGHTS. COORDINATE CONNECTION LOCATION AND INTERCONNECT REQUIREMENTS WITH H.C.
- PROVIDE TWO COMPARTMENT FLOOR BOX ONE FOR POWER **ONE FOR DATA**
- RECEPTACLE IN CASE WORK FOR PRINTER. REFER TO ARCHITECTURAL ELEVATIONS TO COORDINATE LOCATION/MOUNTING HEIGHT.
- RECEPTACLE IN SINK BASE CABINET FOR FLAVOURLX AUTO FILL MASTER SYSTEM. REFER TO ARCHITECTURAL ELEVATIONS TO COORDINATE LOCATION/MOUNTING HEIGHT.



FIRST FLOOR POWER PLAN
SCALE: 1/8" = 1'-0"



NAUMAN & ZELINSKI LLC.
204 S. Ludlow Street Suite 400 Dayton, Ohio 45402
Phone: (937) 253-9611 Fax: (937) 253-3648

App Architecture
creative focused design

615 Woodside Drive, Englewood, Ohio 45322
T 937.832.8898 F 937.832.3696
www.app-arch.com

STATE OF OHIO
JEFFERY D. ZELINSKI
63822

JEFFERY D. ZELINSKI, LICENSE #63822
EXPIRATION DATE 12/31/2023

FACILITY RENOVATION
FAMILY HEALTH SERVICES OF
DARKE COUNTY

5735 MEEKER ROAD, GREENVILLE, OH 45331

ISSUE

NO.	DATE	DESCRIPTION
1	JULY 19, 2023	ISSUE FOR PERMIT & CONSTRUCTION
2	08/04/23	ADDENDUM 2

DATE 07/19/23
JOB NO. 3853.03
DRAWN JTE
CHECKED TR

COPYRIGHT © 2023 - App Architecture, Inc.

TITLE
FIRST FLOOR POWER AREA L3

SHEET NO.
E3.6

8/4/2023 2:13:52 PM

1 | 2 | 3 | 4 | 5 | 6 | 7

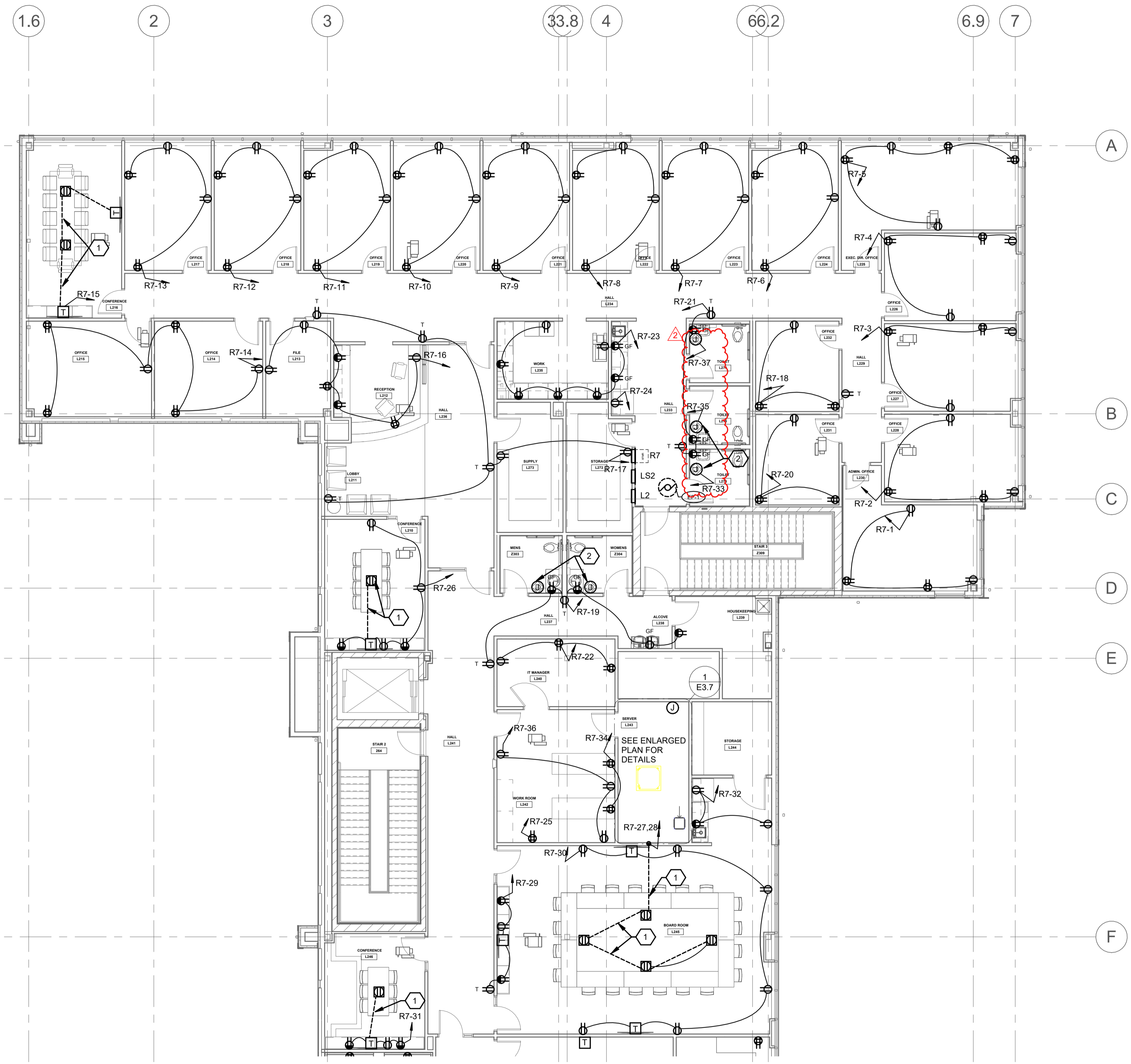
A
B
C
D
E
F

GENERAL NOTES

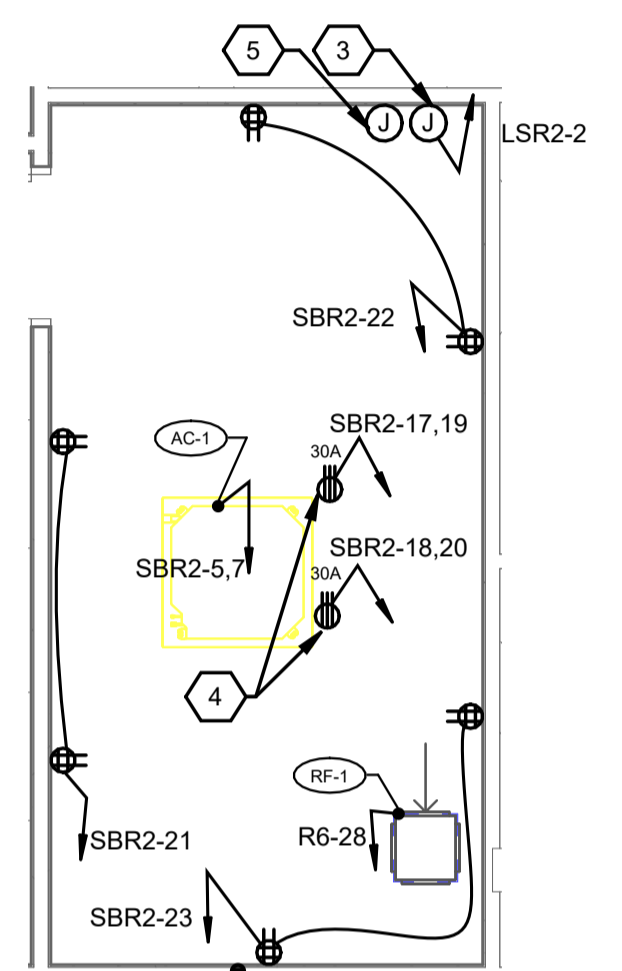
- PROVIDE TAMPER RESISTANT RECEPTACLES IN ALL WAITING ROOMS, CORRIDORS, BUSINESS OFFICES, ETC. PER NEC 406.12.
- PER OBC SECTION 714.5.2, ALL CONDUIT, DUCT AND PIPE PENETRATIONS THROUGH NON-FIRE RESISTANCE - RATED FLOOR ASSEMBLIES ARE TO BE FIRE SEALED.

CONSTRUCTION NOTES

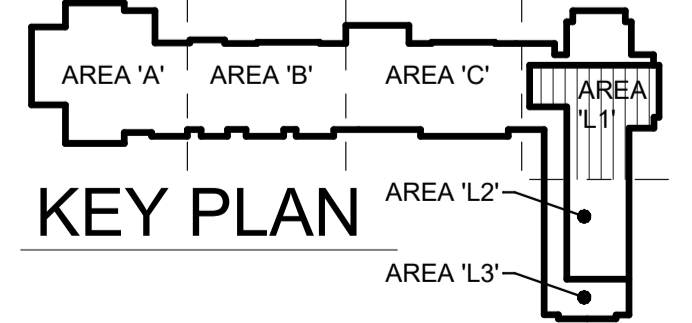
- PROVIDE 3-COMPARTMENT FLUSH FLOOR BOX WITH DIVIDER BETWEEN POWER AND DATA/AV AND BRUSHED ALUMINUM TRIM PLATE (COMPATIBLE WITH FLOOR FINISH). REFER TO SYSTEMS PLAN FOR DATA/AV ROUGH-IN REQUIREMENTS.
- PROVIDE HARDWIRED CONNECTION TO HAND DRYER. COORDINATE ROUGH-IN REQUIREMENTS WITH EQUIPMENT SUPPLIER.
- PROVIDE 20A-120V POWER CONNECTION TO FM FIRE SUPPRESSION SYSTEM PANEL IN I.T. ROOM. COORDINATE REQUIREMENTS WITH F.P.C.
- PROVIDE 30A-208V CORD DROP AND DEDICATED CIRCUIT TO DATA SERVER RACK. FINAL COORDINATE RECEPTACLE NEMA CONFIGURATION AND CIRCUITING REQUIREMENTS WITH OWNER FOR RACK UPS POWER REQUIREMENTS.
- PROVIDE CONTACTOR/RELAY FOR CIRCUITING OF HVAC DAMPERS AND EXHAUST FAN CONTROL VIA FM FIRE SUPPRESSION SYSTEM PANEL. COORDINATE REQUIREMENTS WITH H.C. AND F.P.C.



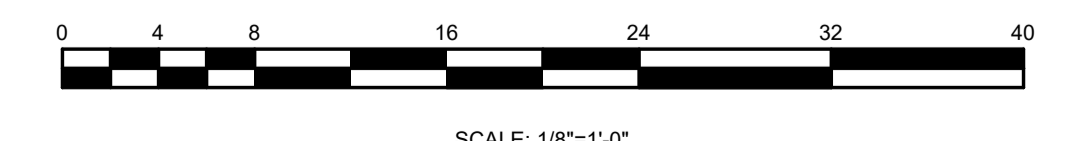
SECOND FLOOR POWER PLAN
SCALE: 1/8" = 1'-0"



ENLARGED SERVER ROOM PLAN
SCALE: 1/4" = 1'-0"



KEY PLAN



NAUMAN & ZELINSKI LLC.
204 S. Ludlow Street Suite 400 Dayton, Ohio 45402
Phone: (937) 253-9011 Fax: (937) 253-3648

APP Architecture
creative focused design
615 Woodside Drive, Englewood, Ohio 45322
T 937.836.8898 F 937.832.3696
www.app-arch.com



FACILITY RENOVATION
FAMILY HEALTH SERVICES OF
DARKE COUNTY
5735 MEEKER ROAD, GREENVILLE, OH 45331

ISSUE

NO.	DATE	DESCRIPTION
1	JULY 19, 2023	ISSUE FOR PERMIT & CONSTRUCTION
2	08/04/23	ADDENDUM 2

DATE	07/19/23
JOB NO.	3853.03
DRAWN	JTE
CHECKED	TR
COPYRIGHT © 2023 - App Architecture, Inc.	
TITLE	SECOND FLOOR POWER AREA L1

SHEET NO.
E3.7

8/4/2023 2:15:54 PM

1 | 2 | 3 | 4 | 5 | 6 | 7

GENERAL NOTES

A. PROVIDE TAMPER RESISTANT RECEPTACLES IN ALL WAITING ROOMS, CORRIDORS, BUSINESS OFFICES, ETC. PER NEC 406.12.

B. PER OBC SECTION 714.5.2, ALL CONDUIT, DUCT AND PIPE PENETRATIONS THROUGH NON-FIRE RESISTANCE - RATED FLOOR ASSEMBLIES ARE TO BE FIRE SEALED.

CONSTRUCTION NOTES

1. PROVIDE 3-COMPARTMENT FLUSH FLOOR BOX WITH DIVIDER BETWEEN POWER AND DATA/AV AND BRUSHED ALUMINUM TRIM PLATE (COMPATIBLE WITH FLOOR FINISH). REFER TO SYSTEMS PLAN FOR DATA/AV ROUGH-IN REQUIREMENTS.

2. COORDINATE MOUNTING HEIGHT AND LOCATIONS OF RECEPTACLES WITH CASEWORK/SHELVES FOR MICROWAVE.

3. PROVIDE GFCI RECEPTACLE IN SINK BASE FOR DISHWASHER. PROVIDE MATCHING CORD AND PLUG CONNECTION FOR DISHWASHING UNIT.

APP Architecture
creative focused design

615 Woodside Drive, Englewood, Ohio 45322
T 937.832.3696 F 937.832.3696
www.app-arch.com



**FACILITY RENOVATION
FAMILY HEALTH SERVICES OF
DARKE COUNTY**

5735 MEEKER ROAD, GREENVILLE, OH 45331

ISSUE

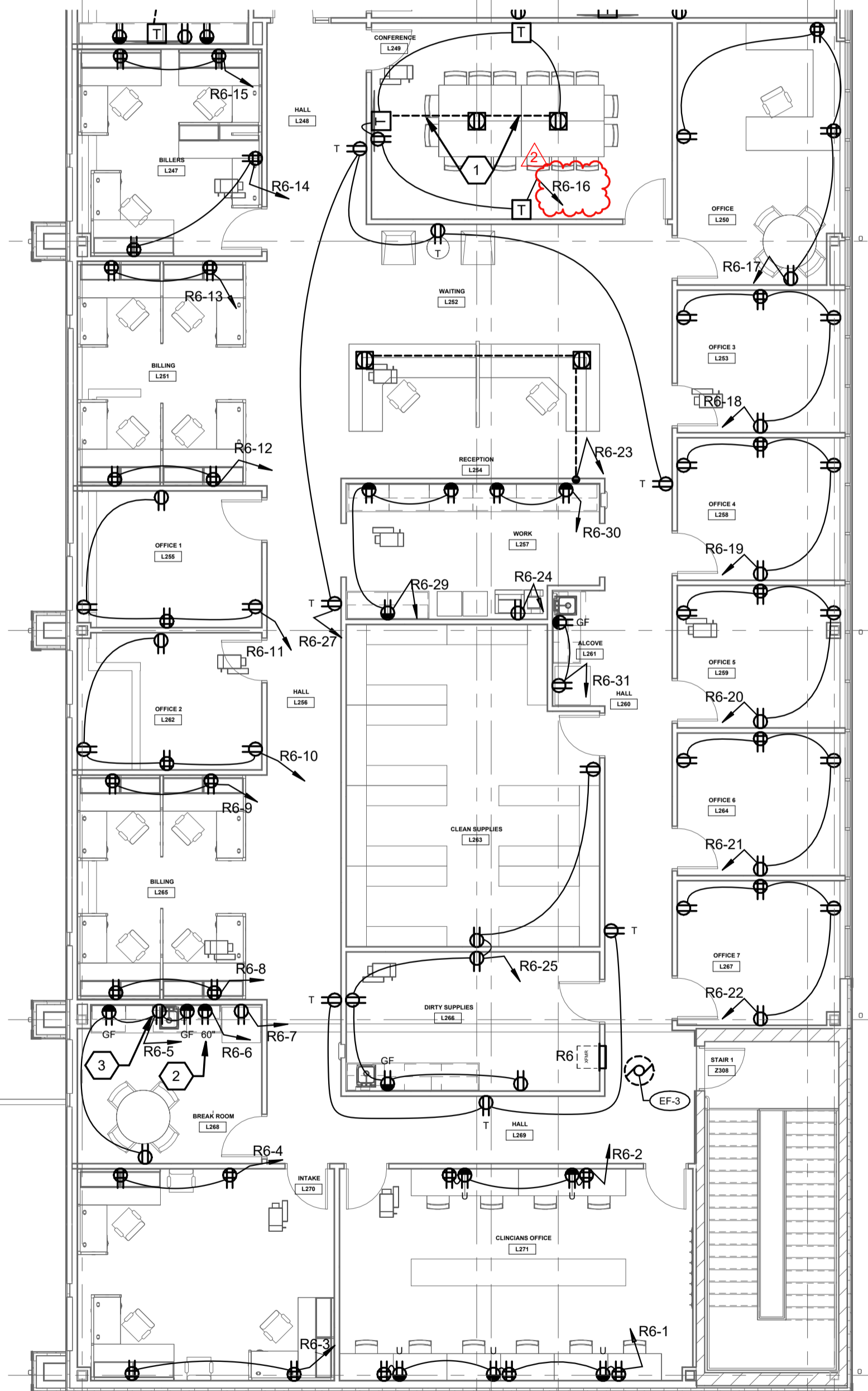
NO.	DATE	DESCRIPTION
1	JULY 19, 2023	ISSUE FOR PERMIT & CONSTRUCTION
2	08/04/23	ADDENDUM 2

DATE	07/19/23
JOB NO.	3853.03
DRAWN	JTE
CHECKED	TR
COPYRIGHT © 2023 - App Architecture, Inc.	
TITLE	SECOND FLOOR POWER AREA L2

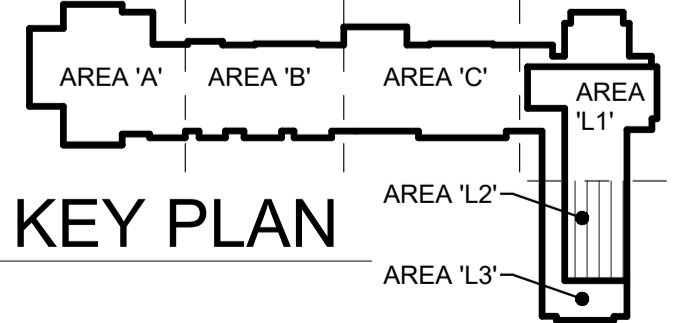
SHEET NO.
E3.8

A
B
C
D
E
F

1.6 | 2 | 3 | 33.8 | 4 | 66.2 | 6.9 | 7



SECOND FLOOR POWER PLAN
SCALE: 1/8" = 1'-0"



NAUMAN & ZELINSKI LLC.
204 S. Ludlow Street Suite 400 Dayton, Ohio 45402
Phone (937) 253-9011 - Fax (937) 253-3645

8/4/2023 2:11:35 PM

1 | 2 | 3 | 4 | 5 | 6 | 7

PANEL "CP3" (EXISTING) MOUNTING: FLUSH (SIEMENS) CONN. LOAD: DEMAND LOAD: MAINS: 200A M.L.O. VOLTAGE: 208Y / 120V -3PH -4W

PANEL "LP1" (EXISTING) MOUNTING: FLUSH (SIEMENS) CONN. LOAD: DEMAND LOAD: MAINS: 200A M.L.O. VOLTAGE: 208Y / 120V -3PH -4W

PANEL "LP2" (EXISTING) MOUNTING: FLUSH (SIEMENS) CONN. LOAD: DEMAND LOAD: MAINS: 200A M.L.O. VOLTAGE: 208Y / 120V -3PH -4W

PANEL "RP3" (EXISTING) MOUNTING: FLUSH (SIEMENS) CONN. LOAD: DEMAND LOAD: MAINS: 200A M.L.O. VOLTAGE: 208Y / 120V -3PH -4W

PANEL "RP4" (EXISTING) MOUNTING: FLUSH (SIEMENS) CONN. LOAD: DEMAND LOAD: MAINS: 200A M.L.O. VOLTAGE: 208Y / 120V -3PH -4W

PANEL "RP5" (EXISTING) MOUNTING: FLUSH (SIEMENS) CONN. LOAD: DEMAND LOAD: MAINS: 200A M.L.O. VOLTAGE: 208Y / 120V -3PH -4W

PANEL "RP7" (EXISTING) MOUNTING: FLUSH (SIEMENS) CONN. LOAD: DEMAND LOAD: MAINS: 200A M.L.O. VOLTAGE: 208Y / 120V -3PH -4W



ISSUE NO. DATE DESCRIPTION 1 JULY 19, 2023 ISSUE FOR PERMIT & CONSTRUCTION 2 08/04/23 ADDENDUM 2

DATE 07/19/23 JOB NO. 3853.03 DRAWN JTE CHECKED TR TITLE EXISTING PANEL SCHEDULES SHEET NO.

Branch Panel: R7
LOCATION: HALL L233
MOUNTING: Flush
ENCLOSURE: Type 1
MCB RATING: 1 A
A.I.C RATING 10K AMPS
MAINS TYPE: M.C.B.
MAINS RATING: 175 A
Table with columns: CKT, Description, Trip, Poles, A, B, C, Poles, Trip, Description, CKT

Branch Panel: R6
LOCATION: DIRTY SUPPLIES...
MOUNTING: Flush
ENCLOSURE: Type 1
MCB RATING: 1 A
A.I.C RATING 10K AMPS
MAINS TYPE: M.C.B.
MAINS RATING: 175 A
Table with columns: CKT, Description, Trip, Poles, A, B, C, Poles, Trip, Description, CKT

Branch Panel: M1
LOCATION: MECHANICAL L162
MOUNTING: Flush
ENCLOSURE: Type 1
MCB RATING: 1 A
A.I.C RATING 10K AMPS
MAINS TYPE: M.L.O
MAINS RATING: 200 A
Table with columns: CKT, Description, Trip, Poles, A, B, C, Poles, Trip, Description, CKT

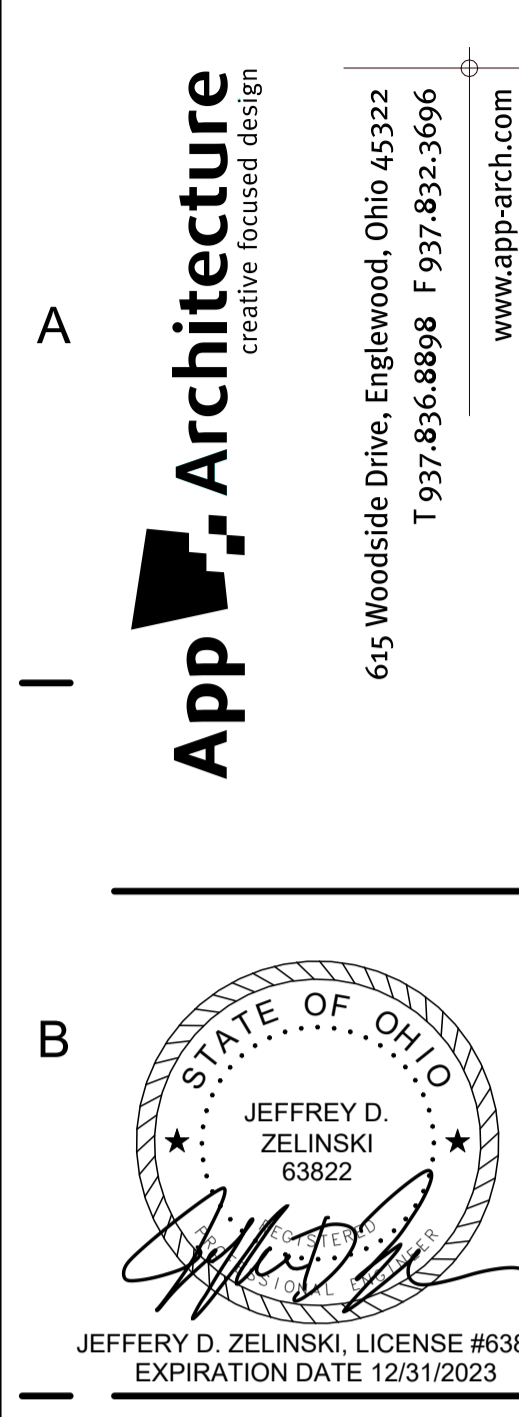
Branch Panel: M2
LOCATION: STORAGE L179
MOUNTING: Flush
ENCLOSURE: Type 1
MCB RATING: 1 A
A.I.C RATING 10K AMPS
MAINS TYPE: M.L.O
MAINS RATING: 200 A
Table with columns: CKT, Description, Trip, Poles, A, B, C, Poles, Trip, Description, CKT

Branch Panel: SB1
LOCATION: ELECTRIC L116
MOUNTING: Flush
ENCLOSURE: Type 1
MCB RATING: 1 A
A.I.C RATING 22K AMPS
MAINS TYPE: M.C.B.
MAINS RATING: 150 A
Table with columns: CKT, Description, Trip, Poles, A, B, C, Poles, Trip, Description, CKT

Branch Panel: SB2
LOCATION: MECHANICAL L178
MOUNTING: Flush
ENCLOSURE: Type 1
MCB RATING: 1 A
A.I.C RATING 10K AMPS
MAINS TYPE: M.L.O
MAINS RATING: 100 A
Table with columns: CKT, Description, Trip, Poles, A, B, C, Poles, Trip, Description, CKT

Branch Panel: SBR1
LOCATION: ELECTRIC L116
MOUNTING: Flush
ENCLOSURE: Type 1
MCB RATING: 1 A
A.I.C RATING 10K AMPS
MAINS TYPE: M.C.B.
MAINS RATING: 100 A
Table with columns: CKT, Description, Trip, Poles, A, B, C, Poles, Trip, Description, CKT

Branch Panel: SBR2
LOCATION: MECHANICAL L178
MOUNTING: Flush
ENCLOSURE: Type 1
MCB RATING: 1 A
A.I.C RATING 10K AMPS
MAINS TYPE: M.C.B.
MAINS RATING: 100 A
Table with columns: CKT, Description, Trip, Poles, A, B, C, Poles, Trip, Description, CKT



FACILITY RENOVATION
FAMILY HEALTH SERVICES OF
DARKE COUNTY
7535 MEEKER ROAD, GREENVILLE, OH 45331

Table with columns: NO., DATE, DESCRIPTION. Includes dates 07/19/23 and 08/04/23, and descriptions 'ISSUE FOR PERMIT & CONSTRUCTION' and 'ADDENDUM 2'.